



PRODUCT CATALOGUE

JULY 2024

OUR OFFER

VAN RACKING SYSTEMS



ABOUT US

Van Care has been a manufacturer in the field of commercial vehicle Van Racking Kits for many years. The production site is based in Poland, and has 100 employees.

Van Care offers a suitable solution for every commercial vehicle. We work with lightweight modular equipment and provide tailor-made solutions. The modular construction allows you to put together your ideal interior with the exact shelves, drawers and spaces you need.

Thanks to an extensive network of specialized dealers, we can deliver fully customized Van Racking. Kits tailored specifically to your needs. Feel free to contact us for more information and an introductory conversation.

VAN CARE PRODUCTS

Van Care products are innovative, lightweight and durable. All products are made of ultra-high strength materials, resulting in minimal weight and maximum loading capacity.



THE BEST
QUALITY



FREE
CONSULTANCY



COST
REDUCTION

SAFETY

All Van Care's Van Racking Kits are tested extensively. Crash tests are continuously being carried out at specialized research centers.

Simulation, load capacity and vibration tests are continuously researched and performed.

Time and time again our products have proven to be extremely safe. Take these results from one of our frontal impact tests for example.



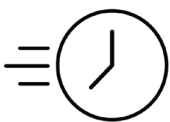
The speed of the crash test was increased from 32km/h to 50km/h. According to the report, the material had been deformed, but without creating dangerous situations for the passengers due to the loosening of parts.

SAFETY & QUALITY

ARE OUR MAIN GOALS

PROVEN QUALITY OF OUR PRODUCTS

Van Care guarantees optimal safety, today and in the future. Everything is made for functional use and safety during work and transport. The production is fully certified and complies to ISO 9001:2015 and TÜV requirements.



TIME
SAVING



PERSONALIZED
PROJECT



GREAT
TESTS RESULTS

FIND OUT MORE ABOUT OUR PRODUCTS

In our offer we have three major lines:

M_line

The Van Care M-Line is a lightweight, durable hybrid storage system that, due to its smart, innovative design and the use of multiple materials, is very suitable as a Van Racking Kit for all vehicles.

The M-line is made of aluminum in combination with steel to make it one of the lightest systems on the market.. Products are finished with a powder-coating treatment.

With the M_line line you can design the space of your van according to your needs and create an ideal and ergonomic workplace.

XLD_line

In addition to our standard racks, cabinets and other convenient storage systems, Van Care provides a line of large, strong, but lightweight drawers.

Whether you're looking for a false floor with access to sturdy drawers or want to turn some cargo space into an entire tower of functional and lightweight drawers, the XLD-line is the way to go.

B_line

This line provides a solid basis for an efficiently organized vehicle. The B-line is seen as the baseline in the field of Van Racking Kits.


The line is more affordable than our M-line, but with the same durability and functional capabilities. Thanks to the innovative design and the use of various high-quality materials, this system is an ideal installation system predominantly designed for Small & Medium Vans.



CONTENTS.

01	side panels	7
02	construction parts	17
03	flaps	23
04	drawers & trays on slides	25
05	360mm stand-alone	41
06	cover & backplates	49
07	bars & plates	53
08	shelves	57
09	shelves for bins	67
10	racks on top of modules	77
11	extendable top tray	79
12	cabinet	81
13	on and under modules	85
14	workbenches	89
15	accessories	93
16	cases/bins	107
17	extendable storage frames	113
18	bracets	115
19	various	119





01 PANELS

01 Side Panels.

SP Standard.




Side Panels SP

The Side Panels are the supporting pillars of our van racking system. All shelves, trays and drawers can be mounted with an vertical installation grid of 35mm. The perforated side panels offer the option of inserting accessories on the side of the panels. The Side Panels are available in construction depths of 260mm, 360mm, 460mm and in various heights starting from 105mm up to 1365mm. Several side parts can be mounted on top of each other, with constant or decreasing system depths, in order to build even higher. All the Side Panels are supplied in pairs.



EAN	ARTICLE	Dimensions / mm Height X Depth	Weight / kg
01-2-010-00	SP 0105.0260	105 x 260	0,9
01-2-016-00	SP 0140.0260	140 x 260	1,1
01-2-017-00	SP 0175.0260	175 x 260	1,2
01-2-020-00	SP 0210.0260	210 x 260	1,5
01-2-023-00	SP 0245.0260	245 x 260	1,7
01-2-027-00	SP 0280.0260	280 x 260	1,9
01-2-030-00	SP 0315.0260	315 x 260	2,2
01-2-033-00	SP 0350.0260	350 x 260	2,2
01-2-037-00	SP 0385.0260	385 x 260	2,5
01-2-040-00	SP 0420.0260	420 x 260	2,9
01-2-046-00	SP 0455.0260	455 x 260	3,3
01-2-047-00	SP 0490.0260	490 x 260	3,4
01-2-050-00	SP 0525.0260	525 x 260	3,6
01-2-053-00	SP 0560.0260	560 x 260	3,8
01-2-057-00	SP 0595.0260	595 x 260	4,1
01-2-060-00	SP 0630.0260	630 x 260	4,3
01-2-063-00	SP 0665.0260	665 x 260	4,5
01-2-067-00	SP 0700.0260	700 x 260	4,7
01-2-070-00	SP 0735.0260	735 x 260	4,9
01-2-073-00	SP 0770.0260	770 x 260	5,2
01-2-077-00	SP 0805.0260	805 x 260	5,2
01-2-080-00	SP 0840.0260	840 x 260	5,5
01-2-083-00	SP 0875.0260	875 x 260	5,7
01-2-087-00	SP 0910.0260	910 x 260	6,0
01-2-090-00	SP 0945.0260	945 x 260	6,1
01-2-093-00	SP 0980.0260	980 x 260	6,7
01-2-097-00	SP 1015.0260	1015 x 260	6,6
01-2-100-00	SP 1050.0260	1050 x 260	6,9
01-2-103-00	SP 1085.0260	1085 x 260	7,1
01-2-107-00	SP 1120.0260	1120 x 260	7,5
01-2-110-00	SP 1155.0260	1155 x 260	7,5
01-2-113-00	SP 1190.0260	1190 x 260	7,9
01-2-117-00	SP 1225.0260	1225 x 260	7,3
01-2-120-00	SP 1260.0260	1260 x 260	8,2
01-2-123-00	SP 1295.0260	1295 x 260	8,7
01-2-127-00	SP 1330.0260	1330 x 260	8,3
01-2-130-00	SP 1365.0260	1365 x 260	8,5

Our Van racking system has 3 different depths. The Side Panels (SP) come in these 3 depths: 260mm, 360mm and 460mm.



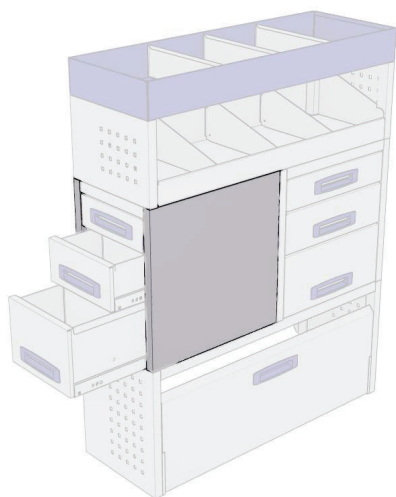
EAN	ARTICLE	Dimensions / mm Height X Depth	Weight / kg
01-3-010-00	SP 0105.0360	105 x 360	1,1
01-3-016-00	SP 0140.0360	140 x 360	1,3
01-3-017-00	SP 0175.0360	175 x 360	1,8
01-3-020-00	SP 0210.0360	210 x 360	1,9
01-3-023-00	SP 0245.0360	245 x 360	2,1
01-3-027-00	SP 0280.0360	280 x 360	2,4
01-3-030-00	SP 0315.0360	315 x 360	2,6
01-3-033-00	SP 0350.0360	350 x 360	2,8
01-3-037-00	SP 0385.0360	385 x 360	3,1
01-3-040-00	SP 0420.0360	420 x 360	3,3
01-3-046-00	SP 0455.0360	455 x 360	3,6
01-3-047-00	SP 0490.0360	490 x 360	4,3
01-3-050-00	SP 0525.0360	525 x 360	4,2
01-3-053-00	SP 0560.0360	560 x 360	4,4
01-3-057-00	SP 0595.0360	595 x 360	4,6
01-3-060-00	SP 0630.0360	630 x 360	4,8
01-3-063-00	SP 0665.0360	665 x 360	5,1
01-3-067-00	SP 0700.0360	700 x 360	5,3
01-3-070-00	SP 0735.0360	735 x 360	5,6
01-3-073-00	SP 0770.0360	770 x 360	5,8
01-3-077-00	SP 0805.0360	805 x 360	6,0
01-3-080-00	SP 0840.0360	840 x 360	6,2
01-3-083-00	SP 0875.0360	875 x 360	6,5
01-3-087-00	SP 0910.0360	910 x 360	6,8
01-3-090-00	SP 0945.0360	945 x 360	7,0
01-3-093-00	SP 0980.0360	980 x 360	7,4
01-3-097-00	SP 1015.0360	1015 x 360	8,5
01-3-100-00	SP 1050.0360	1050 x 360	7,8
01-3-103-00	SP 1085.0360	1085 x 360	8,9
01-3-107-00	SP 1120.0360	1120 x 360	8,4
01-3-110-00	SP 1155.0360	1155 x 360	9,6
01-3-113-00	SP 1190.0360	1190 x 360	8,9
01-3-117-00	SP 1225.0360	1225 x 360	9,0
01-3-120-00	SP 1260.0360	1260 x 360	9,3
01-3-123-00	SP 1295.0360	1295 x 360	10,6
01-3-127-00	SP 1330.0360	1330 x 360	9,8
01-3-130-00	SP 1365.0360	1365 x 360	9,8

01-4-010-00	SP 0105.0460	105 x 460	1,4
01-4-016-00	SP 0140.0460	140 x 460	1,8
01-4-017-00	SP 0175.0460	175 x 460	2,2
01-4-020-00	SP 0210.0460	210 x 460	2,5
01-4-023-00	SP 0245.0460	245 x 460	2,8
01-4-027-00	SP 0280.0460	280 x 460	3,2
01-4-030-00	SP 0315.0460	315 x 460	3,5
01-4-033-00	SP 0350.0460	350 x 460	3,5
01-4-037-00	SP 0385.0460	385 x 460	4,0
01-4-040-00	SP 0420.0460	420 x 460	4,0
01-4-046-00	SP 0455.0460	455 x 460	4,3
01-4-047-00	SP 0490.0460	490 x 460	4,6
01-4-050-00	SP 0525.0460	525 x 460	5,0
01-4-053-00	SP 0560.0460	560 x 460	5,8
01-4-057-00	SP 0595.0460	595 x 460	6,1
01-4-060-00	SP 0630.0460	630 x 460	5,9
01-4-063-00	SP 0665.0460	665 x 460	6,8
01-4-067-00	SP 0700.0460	700 x 460	6,1
01-4-070-00	SP 0735.0460	735 x 460	7,5
01-4-073-00	SP 0770.0460	770 x 460	7,7
01-4-077-00	SP 0805.0460	805 x 460	8,0
01-4-080-00	SP 0840.0460	840 x 460	8,5
01-4-083-00	SP 0875.0460	875 x 460	8,1
01-4-087-00	SP 0910.0460	910 x 460	8,4
01-4-090-00	SP 0945.0460	945 x 460	8,6
01-4-093-00	SP 0980.0460	980 x 460	9,8
01-4-097-00	SP 1015.0460	1015 x 460	9,1
01-4-100-00	SP 1050.0460	1050 x 460	9,3
01-4-103-00	SP 1085.0460	1085 x 460	10,8
01-4-107-00	SP 1120.0460	1120 x 460	10,0
01-4-110-00	SP 1155.0460	1155 x 460	12,2
01-4-113-00	SP 1190.0460	1190 x 460	11,5
01-4-117-00	SP 1225.0460	1225 x 460	10,8
01-4-120-00	SP 1260.0460	1260 x 460	12,6
01-4-123-00	SP 1295.0460	1295 x 460	13,0
01-4-127-00	SP 1330.0460	1330 x 460	12,1
01-4-130-00	SP 1365.0460	1365 x 460	12,1



Side Panels Side Drawers SPSD

The Side Panels for Side drawers are the supporting pillars when you want to build drawers which open in the length direction of the module! They can open to the left or right side.



EAN	ARTICLE	Dimensions / mm Height X Depth	Weight / kg
01-5-030-00	SPSD 0315.0507	315 x 507	4.0
01-5-033-00	SPSD 0350.0507	350 x 507	4.4
01-5-037-00	SPSD 0385.0507	385 x 507	4.8
01-5-040-00	SPSD 0420.0507	420 x 507	5.4
01-5-043-00	SPSD 0455.0507	455 x 507	5.0
01-5-047-00	SPSD 0490.0507	490 x 507	5.4
01-5-050-00	SPSD 0525.0507	525 x 507	5.6
01-5-053-00	SPSD 0560.0507	560 x 507	5.8
01-5-057-00	SPSD 0595.0507	595 x 507	6.0
01-5-060-00	SPSD 0630.0507	630 x 507	6.2
01-5-063-00	SPSD 0665.0507	655 x 507	6.3
01-5-067-00	SPSD 0700.0507	700 x 507	6.5
01-5-070-00	SPSD 0735.0507	735 x 507	6.7
01-5-073-00	SPSD 0770.0507	770 x 507	6.8
01-5-077-00	SPSD 0805.0507	805 x 507	7.0
01-7-030-00	SPSD 0315.0760	315 x 760	5.5
01-7-033-00	SPSD 0350.0760	350 x 760	5.9
01-7-037-00	SPSD 0385.0760	385 x 760	6.7
01-7-040-00	SPSD 0420.0760	420 x 760	7.0
01-7-043-00	SPSD 0455.0760	455 x 760	6.9
01-7-047-00	SPSD 0490.0760	490 x 760	7.7
01-7-050-00	SPSD 0525.0760	525 x 760	7.9
01-7-053-00	SPSD 0560.0760	560 x 760	8.1
01-7-057-00	SPSD 0595.0760	595 x 760	8.3
01-7-060-00	SPSD 0630.0760	630 x 760	8.5
01-7-063-00	SPSD 0665.0760	655 x 760	8.7
01-7-067-00	SPSD 0700.0760	700 x 760	9.0
01-7-070-00	SPSD 0735.0760	735 x 760	9.2
01-7-073-00	SPSD 0770.0760	770 x 760	9.4
01-7-077-00	SPSD 0805.0760	805 x 760	9.6

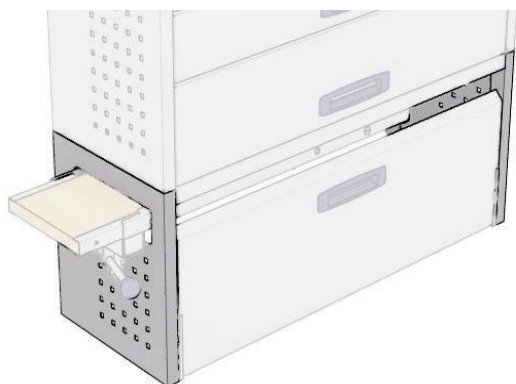
SPWB

with hole left or right, to pull out the extendable workbench (EWB).




Side Panels With Hole SPWB, L or R

SPWB panels are needed when a extractable work bench is designed in a module. L,
when the EWB must slide out from the left side of the module. R
must be applied when sliding out is required from the right side.



EAN	ARTICLE	Dimensions / mm Height X Depth	Weight / kg
01-3-013-00	SPWBI 0105.0360	105 x 360	1.1
01-3-043-00	SPWBI 0420.0360	420 x 360	3.5
01-3-051-00	SPWBI 0525.0360	525 x 360	4.5
01-3-015-00	SPWBR 0105.0360	105 x 360	1.1
01-3-045-00	SPWBR 0420.0360	420 x 360	3.5
01-3-052-00	SPWBR 0525.0360	525 x 360	4.5

01-4-013-00	SPWBI 0105.0460	105 x 460	1.2
01-4-043-00	SPWBI 0420.0460	420 x 460	4.3
01-4-051-00	SPWBI 0525.0460	525 x 460	5.5
01-4-015-00	SPWBR 0105.0460	105 x 460	1.2
01-4-045-00	SPWBR 0420.0460	420 x 460	4.3
01-4-052-00	SPWBR 0525.0460	525 x 460	5.5



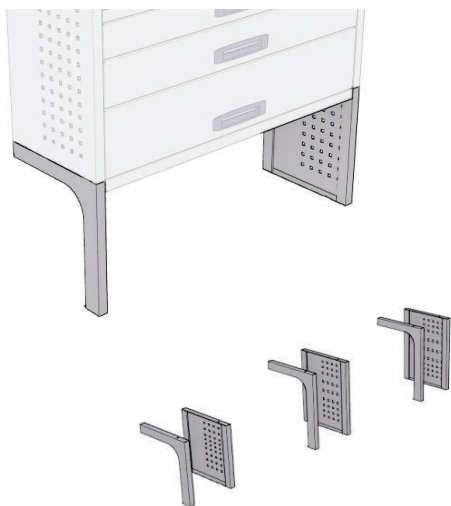
SPNBC with opening left or right, to go over wheelarch.



Side Panels with Cut-out opening left or right

These Side Panels have an opening in the left or right panel, so they offer an opening to go over the wheelarches.

L when the left panels goes over the wheelarch.
R when the right panel goes over the wheelarch.



EAN	ARTICLE	Dimensions / mm Height X Depth	Weight / kg
01-3-836-00	SPNBCLO385360	385 x 360	1,9
01-3-837-00	SPNBCLO420360	420 x 360	2,1
01-3-838-00	SPNBCLO455360	455 x 360	2,2
01-3-839-00	SPNBCLO490360	490 x 360	2,3
01-3-840-00	SPNBCLO525360	525 x 360	2,4
01-3-846-00	SPNBCRO385360	385 x 360	1,9
01-3-847-00	SPNBCRO420360	420 x 360	2,1
01-3-848-00	SPNBCRO455360	455 x 360	2,2
01-3-849-00	SPNBCRO490360	490 x 360	2,3
01-3-850-00	SPNBCRO525360	525 x 360	2,4
01-4-841-00	SPNBCLO385460	385 x 460	2,1
01-4-842-00	SPNBCLO420460	420 x 460	2,3
01-4-843-00	SPNBCLO455460	455 x 460	2,4
01-4-844-00	SPNBCLO490460	490 x 460	2,5
01-4-845-00	SPNBCLO525460	525 x 460	2,7
01-4-851-00	SPNBCRO385460	385 x 460	2,1
01-4-852-00	SPNBCRO420460	420 x 460	2,3
01-4-853-00	SPNBCRO455460	455 x 460	2,4
01-4-854-00	SPNBCRO490460	490 x 460	2,5
01-4-855-00	SPNBCRO525460	525 x 460	2,7

SPB both panels open.



Side Panels Bridge

Both Side Panels have an opening but still have front and back legs.



EAN	ARTICLE	Dimensions / mm Height X Depth	Weight / kg
01-3-800-00	SPB 0420.0360	420 x 360	2,9
01-3-801-01	SPB 0490.0360	490 x 360	3,4
01-3-802-00	SPB 0525.0360	525 x 360	3,6
01-4-800-00	SPB 0420.0460	420 x 460	3,1
01-4-801-00	SPB 0490.0460	490 x 460	3,6
01-4-802-00	SPB 0525.0460	525 x 460	3,9

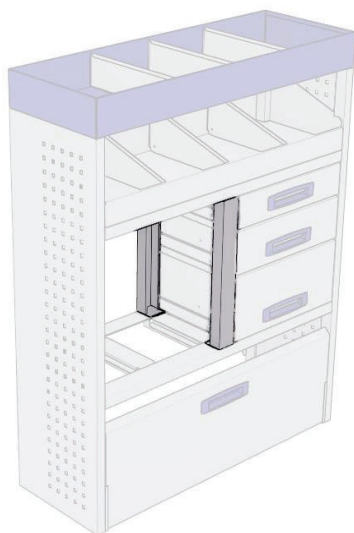


SPO instead of 2 full SP back to back, only front and back profile.



Side Panel profiles

instead of 2 full SP's back to back, only front and back profile, SPO.



EAN	ARTICLE	Dimensions / mm		Weight / kg
		Width x Height		
01-0-010-00	SPO 0105	60 x 105		0,3
01-0-013-00	SPO 0140	60 x 140		0,4
01-0-016-00	SPO 0175	60 x 175		0,5
01-0-020-00	SPO 0210	60 x 210		0,5
01-0-023-00	SPO 0245	60 x 245		0,6
01-0-026-00	SPO 0280	60 x 280		0,7
01-0-030-00	SPO 0315	60 x 315		0,8
01-0-033-00	SPO 0350	60 x 350		0,8
01-0-036-00	SPO 0385	60 x 385		0,9
01-0-040-00	SPO 0420	60 x 420		1,0
01-0-043-00	SPO 0455	60 x 455		1,1
01-0-046-00	SPO 0490	60 x 490		1,2
01-0-050-00	SPO 0525	60 x 525		1,3
01-0-053-00	SPO 0560	60 x 560		1,3
01-0-056-00	SPO 0595	60 x 595		1,4
01-0-060-00	SPO 0630	60 x 630		1,4



SPOB open connection part to go over wheelarch, when 2 modules meet.

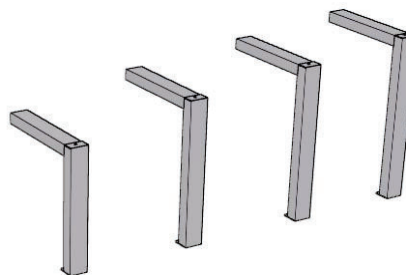


Side Panel connection part

When placing 2 modules in the middle over an wheelarch, this SPOB part can be used. You still keep the possibility to mount Flaps.



EAN	ARTICLE	Dimensions / mm		Weight / kg
		Width x Depth x Height		
01-3-811-00	SPOB 0385.0360	60 x 360 x 385		0,8
01-3-812-00	SPOB 0420.0360	60 x 360 x 420		0,8
01-3-813-00	SPOB 0455.0360	60 x 360 x 455		0,8
01-3-814-00	SPOB 0490.0360	60 x 360 x 490		0,9
01-3-815-00	SPOB 0525.0360	60 x 360 x 525		0,9
01-4-811-00	SPOB 0385.0460	60 x 460 x 385		0,9
01-4-812-00	SPOB 0420.0460	60 x 460 x 420		0,9
01-4-813-00	SPOB 0455.0460	60 x 460 x 455		0,9
01-4-814-00	SPOB 0490.0460	60 x 460 x 490		1,0
01-4-815-00	SPOB 0525.0460	60 x 460 x 525		1,2

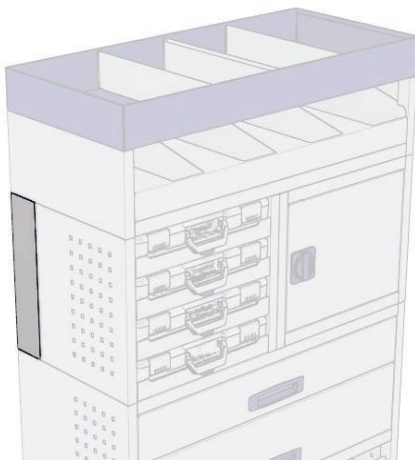


SPDT depth transition.




Side Panel Depth Transition

SPDT, if you need to fill up a gap in the back because you want to build 360 depth between 460 parts. The single SPDT unit can be used left or right.



EAN	ARTICLE	Dimensions / mm Height X Depth	Weight / kg
01-1-044-00	SPDT 0385.0100	385 x 100	1,0
01-1-045-00	SPDT 0420.0100	420 x 100	1,1
01-1-046-00	SPDT 0455.0100	455 x 100	1,2
01-1-047-00	SPDT 0490.0100	490 x 100	1,3
01-1-048-00	SPDT 0560.0100	560 x 100	1,6

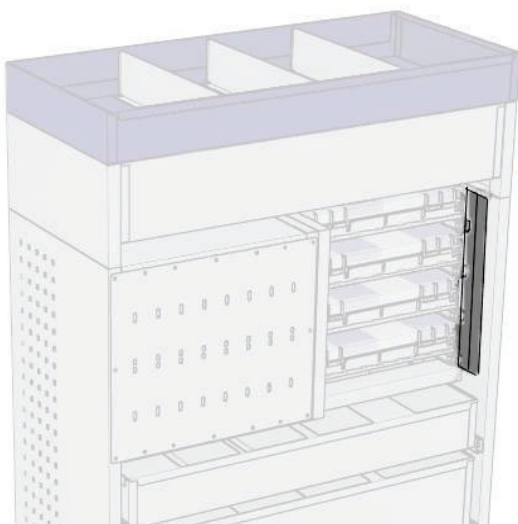


SPDTP depth transition profile.




Side Panel Depth Transition Profile

This set of 2 SPDTP profiles can be shorten to wish. They must be riveted to the standard SP panels to create less depth. 460mm depth becomes 360mm.



EAN	ARTICLE	Dimensions / mm Width x Depth x Height	Weight / kg
01-0-234-00	SPDTP	79 x 29 x 950	0,8



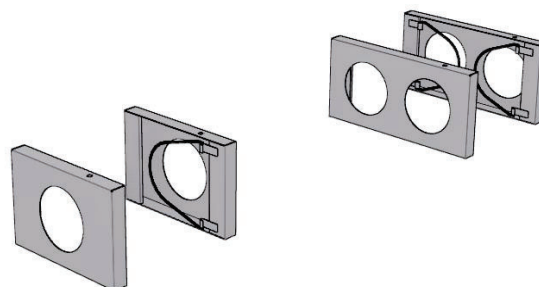
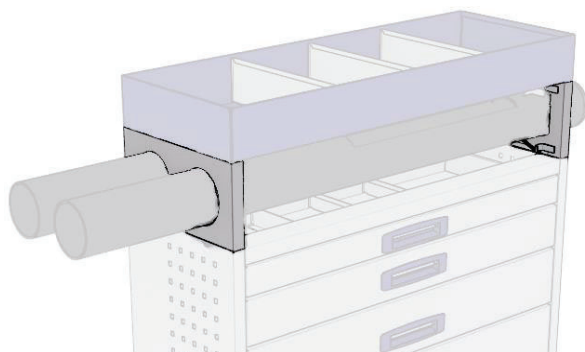
SPHH horizontal panel with holes for PVC 110mm pipe.



Side Panel Hole Horizontal

Set of left and right panels SPHH with hole(s) for PVC pipe 110mm diameter. Exclusive pipe(s).

EAN	ARTICLE	Dimensions / mm Height X Depth	Weight / kg
01-2-821-00	SPHH0175.0260	175 x 260	1,2
01-3-821-00	SPHH0175.0360	175 x 360	1,4



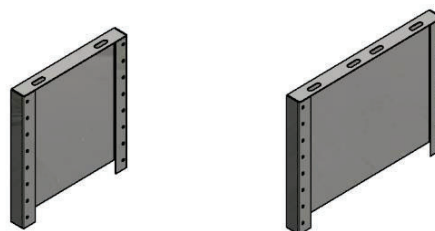
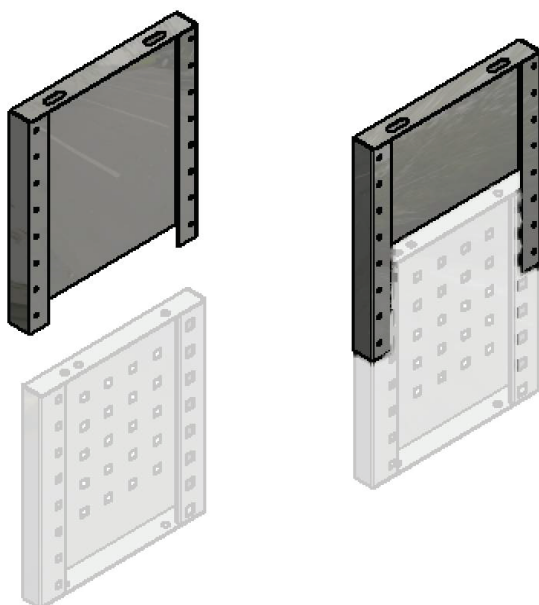
SPS sleeve to increase the height of SP parts without restriction of the 35mm height steps.



Side Panel Sleeves

Set of 2 sleeves left and right. They can be slide over the Standard Panels. This enables you to increase heights stepless to connect to any part above.

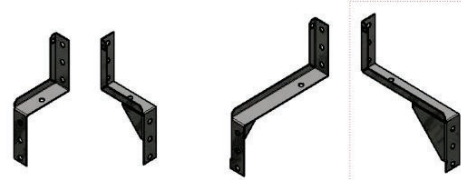
EAN	ARTICLE	Dimensions / mm Height X Depth	Weight / kg
01-2-034-00	SPS 0260	280 x 266	2,0
01-3-034-00	SPS 0360	280 x 366	2,4




Side Panel Reinforcement

Set of 2 brackets left and right. To be used when the strength of the connection between 2 different depths of SP panels is important to get a strong rigid build. The depth difference can be 100mm or 200mm.

EAN	ARTICLE	Dimensions / mm Height X Depth	Weight / kg
01-6-001-00	SPR 0100	200 x 102	0,1
01-6-002-00	SPR 0200	200 x 202	0,2





02 CONSTRUCTION PARTS

02 Construction parts.

CF construction frame.



Construction Frame

The CF is a welded frame which gives structural strength in a module. Especially when several drawers or sliding trays are mounted. It gives in all directions and diagonal the needed support and strength to ensure the rigidity of the SP where in between the sliding parts are mounted.


It comes with 2 strong triangles, these can be mounted pointing downwards or upwards, depending on the position the CF is used and/or where the strength is needed.



EAN	ARTICLE	Dimensions / mm	
		Height X Width x Depth	Weight / kg
02-2-030-00	CF 0507.0260	315 x 507 x 260	3,1
02-2-060-00	CF 0760.0260	315 x 760 x 260	4,1
02-2-090-00	CF 1014.0260	315 x 1014 x 260	5,2
02-2-120-00	CF 1267.0260	315 x 1267 x 260	6,8
02-2-150-00	CF 1521.0260	315 x 1521 x 260	9,4
02-3-030-00	CF 0507.0360	315 x 507 x 360	3,6
02-3-060-00	CF 0760.0360	315 x 760 x 360	4,6
02-3-090-00	CF 1014.0360	315 x 1014 x 360	5,6
02-3-120-00	CF 1267.0360	315 x 1267 x 360	8,0
02-3-150-00	CF 1521.0360	315 x 1521 x 360	10,0
02-4-030-00	CF 0507.0460	315 x 507 x 460	3,9
02-4-060-00	CF 0760.0460	315 x 760 x 460	5,0
02-4-090-00	CF 1014.0460	315 x 1014 x 460	6,2
02-4-120-00	CF 1267.0460	315 x 1267 x 460	8,3
02-4-150-00	CF 1521.0460	315 x 1521 x 460	10,7

* Divided flat surface load maximum 200 kgs

The CF has every 254mm a crossbridge these enable you to build on a wide CF various other width. 254, 507, 760, 1014 and 1267mm external system widths.



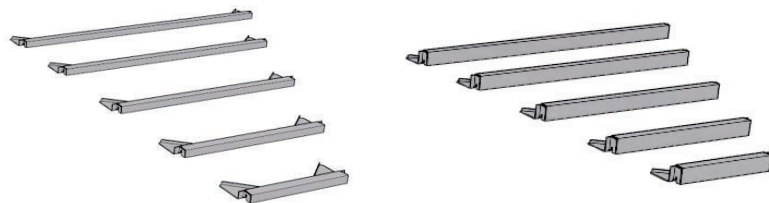
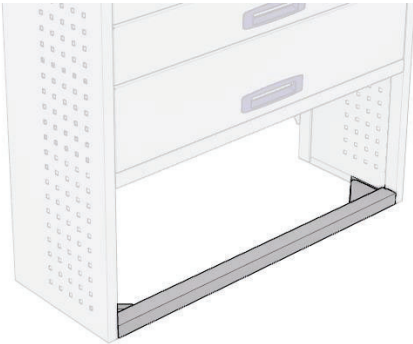
SB strengthening bar.



Strengthening Bar. SB

Rigid strong bar to be mounted between the SP parts on the floor, To make a strong connection to the floorboard.

The SB come in 2 heights, 35mm and 70mm.



EAN	ARTICLE	Dimensions / mm Height X Width	Weight / kg
02-0-010-00	SB 0507.0035	35 x 507	0,9
02-0-060-00	SB 0760.0035	35 x 760	1,4
02-0-110-00	SB 1014.0035	35 x 1014	1,6
02-0-160-00	SB 1267.0035	35 x 1267	2,0
02-0-210-00	SB 1521.0035	35 x 1521	2,1


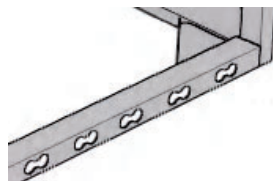
02-7-010-00	SB 0507.0070	70 x 507	1,3
02-7-060-00	SB 0760.0070	70 x 760	1,8
02-7-110-00	SB 1014.0070	70 x 1014	2,5
02-7-160-00	SB 1267.0070	70 x 1267	3,0
02-7-210-00	SB 1521.0070	70 x 1521	3,7

SBH strengthening bar.



Strengthening Bar with Holes.

Like SB, with holes as in standard Airline cargo rails.



EAN	ARTICLE	Dimensions / mm Height X Width	Weight / kg
02-0-260-00	SBH 0507.0035	35 x 507	0,9
02-0-310-00	SBH 0760.0035	35 x 760	1,2
02-0-360-00	SBH 1014.0035	35 x 1014	1,6
02-0-410-00	SBH 1267.0035	35 x 1267	1,9
02-0-460-00	SBH 1521.0035	35 x 1521	2,3

02-7-260-00	SBH 0507.0070	70 x 507	1,2
02-7-310-00	SBH 0760.0070	70 x 760	1,8
02-7-360-00	SBH 1014.0070	70 x 1014	2,5
02-7-410-00	SBH 1267.0070	70 x 1267	2,9
02-7-460-00	SBH 1521.0070	70 x 1521	3,5

* Pulling force in the holes maximum 40 kgs

CB cross bridge.




Cross Bridge.

Whenever you need a mounting possibility in the standard SP panels to mount a nonstandard shelf or other tray in our system the CB set offers this possibility.



EAN	ARTICLE	Dimensions / mm Height X Depth	Weight / kg
02-2-100-00	CB 0260	70 x 260	0,3
02-3-100-00	CB 0360	70 x 360	0,5
02-4-100-00	CB 0460	70 x 460	0,7

* Load maximum 100 kgs



SL and SLW supports.

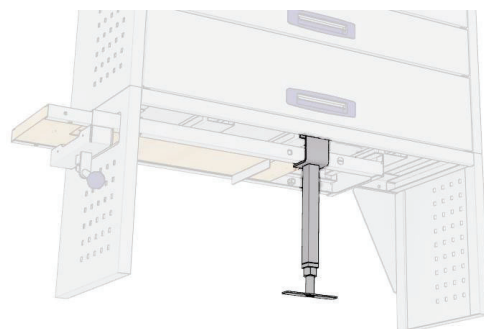
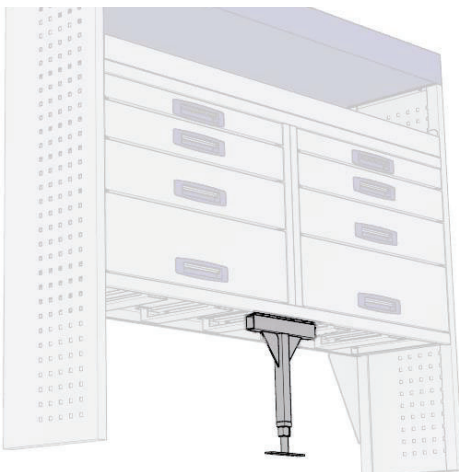


Support Legs.

Supports to make the CF resist more load. SLW when a EWB is used. Cross Bridge.

Both supports can be combined with a flap.


EAN	ARTICLE	Dimensions / mm H x W x D	Weight / kg
02-0-900-00	SL	280/420x260x30	1,7
02-0-910-00	SLW	385/525x140x60	1,8



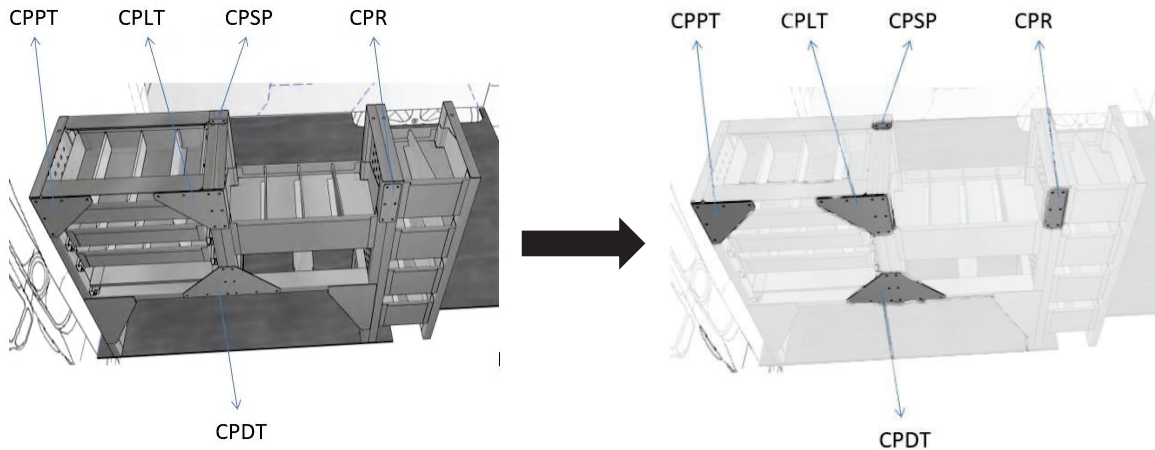
Reinforcement plates.


These CP parts make a rigid connection between several elements of a module.

Moving parts in a module require more rigidity of the entire construction, this is realized with these CP parts.



EAN	ARTICLE	Dimensions / mm H x W x D	Weight / kg
02-0-820-00	CPDT	334 x 164	0,5
02-0-790-00	CPLT	194 x 194	0,3
02-0-760-00	CPPT	164 x 164	0,2
02-0-850-00	CPR	50 x 164	0,1
02-0-880-00	CPSP	54 x 24	0,0





03 FLAPS

03 Flaps.


F high flap with floor bar.



Flap, opening downwards.

This high F flap comes with a floor bar to be mounted on the floor between a set SP's. In this way the base is firmly fixed but guarantees the free movement of the flap opening and closing.

EAN	ARTICLE	Dimensions / mm Height X Width	Weight / kg
03-0-010-00	F 0507	350 x 507	2,3
03-0-020-00	F 0760	350 x 760	3,6
03-0-030-00	F 1014	350 x 1014	4,2
03-0-040-00	F 1267	350 x 1267	5,2
03-0-050-00	F 1521	350 x 1521	6,6




FMRHIBF low flap with floor bar.



Flap, opening downwards.

This low FMRHIBF flap comes with a floor bar to be mounted on the floor between a set SP's. In this way the base is firmly fixed but guarantees the free movement of the flap opening and closing.

EAN	ARTICLE	Dimensions / mm Height X Width	Weight / kg
06-0-200-00	FMRHIBF 0507	190 x 507	2,0
06-0-210-00	FMRHIBF 0760	190 x 760	2,8
06-0-220-00	FMRHIBF 1014	190 x 1014	3,9
06-0-230-00	FMRHIBF 1267	190 x 1267	4,8
06-0-240-00	FMRHIBF 1521	190 x 1521	5,8




TF high flap telescopic upwards opening.



Flap, opening upwards.

This telescopic flap can only be mounted when a CF is used. The opening needed for the TF is 315mm between SB/HIB on the floor and CF above.

EAN	ARTICLE	Dimensions / mm Height X Width	Weight / kg
03-0-210-00	TF 0507	315 x 507	3,9
03-0-220-00	TF 0760	315 x 760	5,1
03-0-230-00	TF 1014	315 x 1014	6,0
03-0-240-00	TF 1267	315 x 1267	6,9
03-0-250-00	TF 1521	315 x 1521	8,6





04 DRAWERS & TRAYS ON SLIDES

04 Drawers and trays on slides.

Van-Care Drawer range opening 100%



General information about Van-Care's Drawer range for modules.

Regular drawers come in 3 depths and 3 widths.

The 3 standard system depths are 260mm, 360mm and 460mm. The system Drawer widths are 507mm, 760mm and 1014mm.

Our "sideways" drawers come in 2 depths and 2 widths.

The 2 sideward depths are 507mm and 760mm. These are 2 of the standard system widths! But because we have "sideways" drawers they become depths! 90 degrees turned products. And then logically follows that the "sideways" drawers width is in a fact 2 of our system depths! Being 360mm and 460mm.

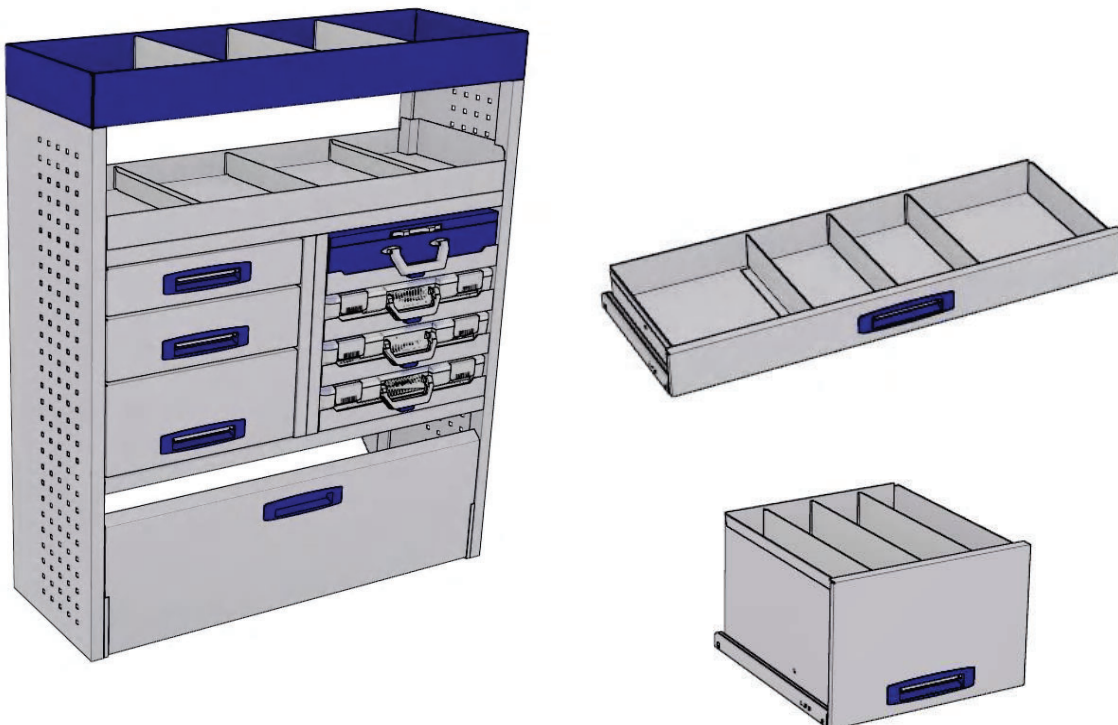
Drawer heights vary from 70mm until 315mm "working" height of the front.

In the following sequence: 70mm, 105mm 140mm, 175mm, 210mm and 315mm.

All regular Drawers come with 3 dividers and mounting blocks included.

Drawer glides are *not included*, they need to be ordered separately, in our presentation drawing program this is automatically added to the order list.

The higher Drawers 175, 210 and 315 in depth 360 and 460 can be equipped with a set of extra slides. This gives more load capacity per Drawer if required.



ADS drawers are in the system depth of 260mm.

3 Dividers included.
Slides are not included!



EAN	ARTICLE	System Dimensions	Internal Dimensions	Weight / kg
		Height x Width x Depth	Height x Width x Depth	
04-2-040-00	ADS 0105.0507	105 x 507 x 260	78 x 399 x 227	2,5
04-2-070-00	ADS 0140.0507	140 x 507 x 260	113 x 399 x 227	2,8
04-2-100-00	ADS 0175.0507	175 x 507 x 260	148 x 399 x 227	3,2
04-2-130-00	ADS 0210.0507	210 x 507 x 260	183 x 399 x 227	3,5
04-2-160-00	ADS 0315.0507	315 x 507 x 260	288 x 399 x 227	4,5

04-2-240-00	ADS 0105.0760	105 x 760 x 260	78 x 652 x 227	3,3
04-2-270-00	ADS 0140.0760	140 x 760 x 260	113 x 652 x 227	3,0
04-2-300-00	ADS 0175.0760	175 x 760 x 260	148 x 652 x 227	3,2
04-2-330-00	ADS 0210.0760	210 x 760 x 260	183 x 652 x 227	4,7
04-2-360-00	ADS 0315.0760	315 x 760 x 260	288 x 652 x 227	6,0


04-2-440-00	ADS 0105.1014	105 x 1014 x 260	78 x 906 x 227	4,1
04-2-470-00	ADS 0140.1014	140 x 1014 x 260	113 x 906 x 227	4,7
04-2-500-00	ADS 0175.1014	175 x 1014 x 260	148 x 906 x 227	5,3
04-2-530-00	ADS 0210.1014	210 x 1014 x 260	183 x 906 x 227	5,8
04-2-560-00	ADS 0315.1014	315 x 1014 x 260	288 x 906 x 227	7,5

* Divided flat surface load 50 kgs

Additional dividers.

Dividers per piece with 4 mounting blocks.

04-2-069-00	ADPS 0105.0260	105 x 260	78 x 227	0,2
04-2-099-00	ADPS 0140.0260	140 x 260	113 x 227	0,3
04-2-129-00	ADPS 0175.0260	175 x 260	148 x 227	0,3
04-2-159-00	ADPS 0210.0260	210 x 260	183 x 227	0,4
04-2-189-00	ADPS 0315.0260	315 x 260	288 x 227	0,4



Mandatory set of slides.

Slides come in a set, left and right.

00-2-010-00	TG 01	35 x 244
-------------	-------	----------

1,1



SDS full steel drawers opening 100%.



SDS drawers are in the system depth of 260mm.

3 Dividers included.




EAN	ARTICLE	System Dimensions	Internal Dimensions	Weight / kg
		Height x Width x Depth	Height x Width x Depth	
94-2-040-00	SDS 0105.0507	105 x 507 x 260	78 x 399 x 227	5.0
94-2-070-00	SDS 0140.0507	140 x 507 x 260	113 x 399 x 227	5.6
94-2-100-00	SDS 0175.0507	175 x 507 x 260	148 x 399 x 227	6.4
94-2-130-00	SDS 0210.0507	210 x 507 x 260	183 x 399 x 227	7.0
94-2-160-00	SDS 0315.0507	315 x 507 x 260	288 x 399 x 227	9.0
94-2-240-00	SDS 0105.0760	105 x 760 x 260	78 x 652 x 227	5.6
94-2-270-00	SDS 0140.0760	140 x 760 x 260	113 x 652 x 227	6.1
94-2-300-00	SDS 0175.0760	175 x 760 x 260	148 x 652 x 227	6.4
94-2-330-00	SDS 0210.0760	210 x 760 x 260	183 x 652 x 227	9.2
94-2-360-00	SDS 0315.0760	315 x 760 x 260	288 x 652 x 227	12.0
94-2-440-00	SDS 0105.1014	105 x 1014 x 260	78 x 906 x 227	8.2
94-2-470-00	SDS 0140.1014	140 x 1014 x 260	113 x 906 x 227	9.2
94-2-500-00	SDS 0175.1014	175 x 1014 x 260	148 x 906 x 227	10.6
94-2-530-00	SDS 0210.1014	210 x 1014 x 260	183 x 906 x 227	11.6
94-2-560-00	SDS 0315.1014	315 x 1014 x 260	288 x 906 x 227	15.0

* Divided flat surface load 50 kgs

Additional dividers.

Dividers per piece with 4 mounting blocks.

04-2-069-00	ADPS 0105.0260	105 x 260	78 x 227	0.2
04-2-099-00	ADPS 0140.0260	140 x 260	113 x 227	0.3
04-2-129-00	ADPS 0175.0260	175 x 260	148 x 227	0.3
04-2-159-00	ADPS 0210.0260	210 x 260	183 x 227	0.4
04-2-189-00	ADPS 0315.0260	315 x 260	288 x 227	0.4



Mandatory set of slides.

Slides come in a set, left and

00-2-010-00	TG 01	35 x 244	1.1
-------------	-------	----------	-----



AD drawers are in the system depth of 360mm.

3 Dividers included.



EAN	ARTICLE	System Dimensions	Internal Dimensions	Weight / kg
		Height x Width x Depth	Height x Width x Depth	
04-3-040-00	AD 0105.0507	105 x 507 x 360	78 x 399 x 327	2,0
04-3-070-00	AD 0140.0507	140 x 507 x 360	113 x 399 x 327	2,2
04-3-100-00	AD 0175.0507	175 x 507 x 360	148 x 399 x 327	2,6
04-3-130-00	AD 0210.0507	210 x 507 x 360	183 x 399 x 327	2,9
04-3-160-00	AD 0315.0507	315 x 507 x 360	288 x 399 x 327	4,5

04-3-240-00	AD 0105.0760	105 x 760 x 360	78 x 652 x 327	2,7
04-3-270-00	AD 0140.0760	140 x 760 x 360	113 x 652 x 327	3,2
04-3-300-00	AD 0175.0760	175 x 760 x 360	148 x 652 x 327	3,6
04-3-330-00	AD 0210.0760	210 x 760 x 360	183 x 652 x 327	4,0
04-3-360-00	AD 0315.0760	315 x 760 x 360	288 x 652 x 327	6,0

04-3-440-00	AD 0105.1014	105 x 1014 x 360	78 x 906 x 327	3,4
04-3-470-00	AD 0140.1014	140 x 1014 x 360	113 x 906 x 327	4,3
04-3-500-00	AD 0175.1014	175 x 1014 x 360	148 x 906 x 327	4,7
04-3-530-00	AD 0210.1014	210 x 1014 x 360	183 x 906 x 327	5,6
04-3-560-00	AD 0315.1014	315 x 1014 x 360	288 x 906 x 327	7,8


* Divided flat surface load 50 kgs

** Heights 175, 210 and 315 with second set slides: Divided flat surface load 80 kgs

Additional dividers.

Dividers per piece with 4 mounting blocks.

04-3-069-00	ADP 0105.0360	105 x 360	78 x 327	0,1
04-3-099-00	ADP 0140.0360	140 x 360	113 x 327	0,1
04-3-129-00	ADP 0175.0360	175 x 360	148 x 327	0,1
04-3-159-00	ADP 0210.0360	210 x 360	183 x 327	0,1
04-3-189-00	ADP 0315.0360	315 x 360	288 x 327	0,2



Mandatory set of slides.

Slides come in a set, left and right.

00-3-110-00	TG 03	35 x 344	MANDATORY	1,6
-------------	-------	----------	------------------	-----



Optional second set of slides.

Slides come in a set, left and right.

00-3-115-00	TG 03 NLP	35 x 344	OPTION	1,4
-------------	-----------	----------	---------------	-----

SD drawers are in the system depth of 360mm.

3 Dividers included.



EAN	ARTICLE	System Dimensions	Internal Dimensions	Weight / kg
		Height x Width x Depth	Height x Width x Depth	
94-3-040-00	SD 0105.0507	105 x 507 x 360	78 x 399 x 327	4.0
94-3-070-00	SD 0140.0507	140 x 507 x 360	113 x 399 x 327	4.4
94-3-100-00	SD 0175.0507	175 x 507 x 360	148 x 399 x 327	5.3
94-3-130-00	SD 0210.0507	210 x 507 x 360	183 x 399 x 327	6.0
94-3-160-00	SD 0315.0507	315 x 507 x 360	288 x 399 x 327	9.0
94-3-240-00	SD 0105.0760	105 x 760 x 360	78 x 652 x 327	5.4
94-3-270-00	SD 0140.0760	140 x 760 x 360	113 x 652 x 327	6.4
94-3-300-00	SD 0175.0760	175 x 760 x 360	148 x 652 x 327	7.2
94-3-330-00	SD 0210.0760	210 x 760 x 360	183 x 652 x 327	8.0
94-3-360-00	SD 0315.0760	315 x 760 x 360	288 x 652 x 327	12.0
94-3-440-00	SD 0105.1014	105 x 1014 x 360	78 x 906 x 327	6.8
94-3-470-00	SD 0140.1014	140 x 1014 x 360	113 x 906 x 327	8.6
94-3-500-00	SD 0175.1014	175 x 1014 x 360	148 x 906 x 327	9.2
94-3-530-00	SD 0210.1014	210 x 1014 x 360	183 x 906 x 327	11.2
94-3-560-00	SD 0315.1014	315 x 1014 x 360	288 x 906 x 327	15.6


* Divided flat surface load 50 kgs

** Heights 175, 210 and 315 with second set slides: Divided flat surface load 80 kgs

Additional dividers.

Dividers per piece with 4 mounting blocks.

04-3-069-00	ADP 0105.0360	105 x 360	78 x 327	0.1
04-3-099-00	ADP 0140.0360	140 x 360	113 x 327	0.1
04-3-129-00	ADP 0175.0360	175 x 360	148 x 327	0.1
04-3-159-00	ADP 0210.0360	210 x 360	183 x 327	0.1
04-3-189-00	ADP 0315.0360	315 x 360	288 x 327	0.2



Mandatory set of slides.

Slides come in a set, left and

00-3-110-00	TG 03	35 x 344	MANDATORY	1.6
-------------	-------	----------	-----------	-----



Optional second set of slides.

Slides come in a set, left and

00-3-115-00	TG 03 NLP	35 x 344	OPTION	1.4
-------------	-----------	----------	--------	-----

ADD hybrid drawers opening 100%.



ADD drawers are in the system depth of 460mm.

3 Dividers included.

Slides are not included!



EAN	ARTICLE	System Dimensions	Internal Dimensions	Weight / kg
		Height x Width x Depth	Height x Width x Depth	
04-4-040-00	ADD 0105.0507	105 x 507 x 460	78 x 399 x 427	2,1
04-4-070-00	ADD 0140.0507	140 x 507 x 460	113 x 399 x 427	2,5
04-4-100-00	ADD 0175.0507	175 x 507 x 460	148 x 399 x 427	2,9
04-4-130-00	ADD 0210.0507	210 x 507 x 460	183 x 399 x 427	3,4
04-4-160-00	ADD 0315.0507	315 x 507 x 460	288 x 399 x 427	4,7

04-4-240-00	ADD 0105.0760	105 x 760 x 460	78 x 652 x 427	3,0
04-4-270-00	ADD 0140.0760	140 x 760 x 460	113 x 652 x 427	3,4
04-4-300-00	ADD 0175.0760	175 x 760 x 460	148 x 652 x 427	4,0
04-4-330-00	ADD 0210.0760	210 x 760 x 460	183 x 652 x 427	5,1
04-4-360-00	ADD 0315.0760	315 x 760 x 460	288 x 652 x 427	6,7

04-4-440-00	ADD 0105.1014	105 x 1014 x 460	78 x 906 x 427	3,8
04-4-470-00	ADD 0140.1014	140 x 1014 x 460	113 x 906 x 427	4,5
04-4-500-00	ADD 0175.1014	175 x 1014 x 460	148 x 906 x 427	5,7
04-4-530-00	ADD 0210.1014	210 x 1014 x 460	183 x 906 x 427	6,4
04-4-560-00	ADD 0315.1014	315 x 1014 x 460	288 x 906 x 427	8,8


* Divided flat surface load 50 kgs

** Heights 175, 210 and 315 with second set slides: Divided flat surface load 80 kgs

Additional dividers.

Dividers per piece with 4 mounting blocks.

04-4-069-00	ADPD 0105.0460	105 x 460	78 x 427	0,1
04-4-099-00	ADPD 0140.0460	140 x 460	113 x 427	0,1
04-4-129-00	ADPD 0175.0460	175 x 460	148 x 427	0,1
04-4-159-00	ADPD 0210.0460	210 x 460	183 x 427	0,2
04-4-189-00	ADPD 0315.0460	315 x 460	288 x 427	0,3



Mandatory set of slides.

Slides come in a set, left and right.

00-4-010-00	TG 04	35 x 444	MANDATORY	2,1
-------------	-------	----------	-----------	-----



Optional second set of slides.

Slides come in a set, left and right.

00-4-015-00	TG 04 NLP	35 x 444	OPTION	1,8
-------------	-----------	----------	--------	-----

SDD full steel drawers opening 100%.



SDD drawers are in the system depth of 460mm.

3 Dividers included.



EAN	ARTICLE	System Dimensions	Internal Dimensions	Weight / kg
		Height x Width x Depth	Height x Width x Depth	
94-4-040-00	SDD 0105.0507	105 x 507 x 460	78 x 399 x 427	4.2
94-4-070-00	SDD 0140.0507	140 x 507 x 460	113 x 399 x 427	5.0
94-4-100-00	SDD 0175.0507	175 x 507 x 460	148 x 399 x 427	5.8
94-4-130-00	SDD 0210.0507	210 x 507 x 460	183 x 399 x 427	6.8
94-4-160-00	SDD 0315.0507	315 x 507 x 460	288 x 399 x 427	9.2
94-4-240-00	SDD 0105.0760	105 x 760 x 460	78 x 652 x 427	6.0
94-4-270-00	SDD 0140.0760	140 x 760 x 460	113 x 652 x 427	6.8
94-4-300-00	SDD 0175.0760	175 x 760 x 460	148 x 652 x 427	8.0
94-4-330-00	SDD 0210.0760	210 x 760 x 460	183 x 652 x 427	10.2
94-4-360-00	SDD 0315.0760	315 x 760 x 460	288 x 652 x 427	13.4
94-4-440-00	SDD 0105.1014	105 x 1014 x 460	78 x 906 x 427	7.6
94-4-470-00	SDD 0140.1014	140 x 1014 x 460	113 x 906 x 427	9.0
94-4-500-00	SDD 0175.1014	175 x 1014 x 460	148 x 906 x 427	11.2
94-4-530-00	SDD 0210.1014	210 x 1014 x 460	183 x 906 x 427	12.8
94-4-560-00	SDD 0315.1014	315 x 1014 x 460	288 x 906 x 427	17.6


* Divided flat surface load 50 kgs

** Heights 175, 210 and 315 with second set slides: Divided flat surface load 80 kgs

Additional dividers.

Dividers per piece with 4 mounting blocks.

04-4-069-00	ADPD 0105.0460	105 x 460	78 x 427	0.1
04-4-099-00	ADPD 0140.0460	140 x 460	113 x 427	0.1
04-4-129-00	ADPD 0175.0460	175 x 460	148 x 427	0.1
04-4-159-00	ADPD 0210.0460	210 x 460	183 x 427	0.2
04-4-189-00	ADPD 0315.0460	315 x 460	288 x 427	0.3



Mandatory set of slides.

Slides come in a set, left and

00-4-010-00	TG 04	35 x 444	MANDATORY	2.1
-------------	-------	----------	------------------	-----



Optional second set of slides.

Slides come in a set, left and

00-4-015-00	TG 04 NLP	35 x 444	OPTION	1.8
-------------	-----------	----------	---------------	-----

SPECIAL low hybrid drawers opening 100%.



AD 0070.

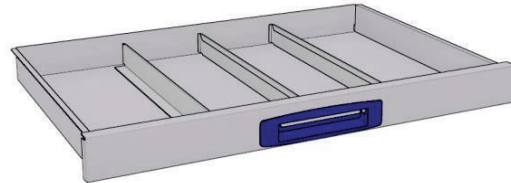
3 Dividers included.

Included with Slides!

These are low drawers ideal to place tools or drawings or other thin parts in.

EAN	ARTICLE	System Dimensions	Internal Dimensions	Weight / kg
		Height x Width x Depth	Height x Width x Depth	
04-3-507-00	AD 0070.0507	70 x 507 x 360	58 x 399 x 327	1,6
04-3-707-00	AD 0070.0760	70 x 760 x 360	58 x 652 x 327	2,3
04-3-107-00	AD 0070.1014	70 x 1014 x 360	58 x 906 x 327	3,0

* Divided flat surface load 30 kg



Additional dividers.

Dividers per piece with 4 mounting blocks.

04-3-007-00	ADP 0070.0360	70 x 360	58 x 327	0,1
-------------	---------------	----------	----------	-----



Included set of slides.

Slides come in a set, left and right.

00-3-007-00	TG 030070	27 x 344	INCLUDED	1,7
-------------	-----------	----------	-----------------	-----



ADD 0070.

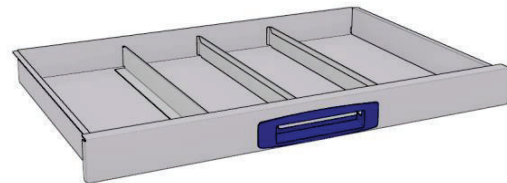
3 Dividers included.

Included with Slides!

These are low drawers ideal to place tools or drawings or other thin parts in.

EAN	ARTICLE	System Dimensions	Internal Dimensions	Weight / kg
		Height x Width x Depth	Height x Width x Depth	
04-4-507-00	ADD 0070.0507	70 x 507 x 460	58 x 399 x 427	1,7
04-4-707-00	ADD 0070.0760	70 x 760 x 460	58 x 652 x 427	2,5
04-4-107-00	ADD 0070.1014	70 x 1014 x 460	58 x 906 x 427	3,3

* Divided flat surface load 30 kgs



Additional dividers.

Dividers per piece with 4 mounting blocks.

04-4-007-00	ADPD 0070.0460	70 x 460	58 x 427	0,1
-------------	----------------	----------	----------	-----



Included set of slides.

Slides come in a set, left and right.

00-4-007-00	TG 040070	27 x 444	INCLUDED	2,0
-------------	-----------	----------	-----------------	-----



SPECIAL low full steel drawers opening 100%.



SD 0070.

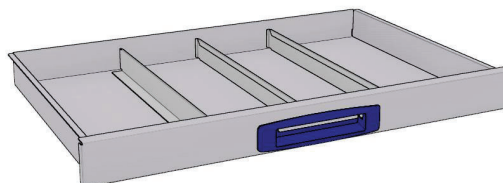
3 Dividers included.

Included with Slides!

These are low drawers ideal to place tools or drawings or

EAN	ARTICLE	System Dimensions	Internal Dimensions	Weight / kg
		Height x Width x Depth	Height x Width x Depth	
94-3-507-00	SD 0070.0507	70 x 507 x 360	58 x 399 x 327	3.2
94-3-707-00	SD 0070.0760	70 x 760 x 360	58 x 652 x 327	4.6
94-3-107-00	SD 0070.1014	70 x 1014 x 360	58 x 906 x 327	6.0


* Divided flat surface load 30 kg



Additional dividers.

Dividers per piece with 4 mounting blocks.

04-3-007-00	ADP 0070.0360	70 x 360	58 x 327	0.1
-------------	---------------	----------	----------	-----



Included set of slides.

00-3-007-00	TG.030070	27 x 344	INCLUDED	1.7
-------------	-----------	----------	-----------------	-----



SDD 0070.

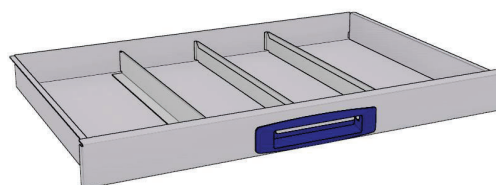
3 Dividers included.

Included with Slides!

These are low drawers ideal to place tools or drawings or other thin parts in.

EAN	ARTICLE	System Dimensions	Internal Dimensions	Weight / kg
		Height x Width x Depth	Height x Width x Depth	
94-4-507-00	SDD 0070.0507	70 x 507 x 460	58 x 399 x 427	3.4
94-4-707-00	SDD 0070.0760	70 x 760 x 460	58 x 652 x 427	5.0
94-4-107-00	SDD 0070.1014	70 x 1014 x 460	58 x 906 x 427	6.6


* Divided flat surface load 30 kgs



Additional dividers.

Dividers per piece with 4 mounting blocks.

04-4-007-00	ADPD 0070.0460	70 x 460	58 x 427	0.1
-------------	----------------	----------	----------	-----



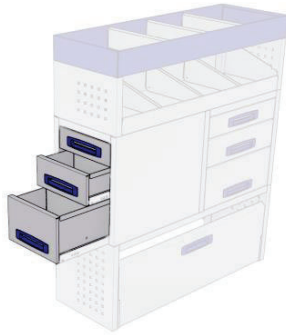
Included set of slides.

00-4-007-00	TG.040070	27 x 444	INCLUDED	2.0
-------------	-----------	----------	-----------------	-----



ASD drawers.

Drawer-depth 507
3 Dividers included.
Slides are not included!



EAN	ARTICLE	System Dimensions	Internal Dimensions	Weight / kg
		Height x Width x Depth	Height x Width x Depth	
04-1-700-00	ASD 0105.0507	105 x 360 x 507	78 x 255 x 474	1,7
04-1-702-00	ASD 0140.0507	140 x 360 x 507	113 x 255 x 474	1,9
04-1-704-00	ASD 0175.0507	175 x 360 x 507	148 x 255 x 474	2,3
04-2-700-00	ASD 0210.0507	210 x 360 x 507	183 x 255 x 474	2,6
04-1-730-00	ASDD 0105.0507	105 x 460 x 507	78 x 355 x 474	2,3
04-1-732-00	ASDD 0140.0507	140 x 460 x 507	113 x 355 x 474	2,7
04-1-734-00	ASDD 0175.0507	175 x 460 x 507	148 x 355 x 474	3,1
04-2-730-00	ASDD 0210.0507	210 x 460 x 507	183 x 355 x 474	3,5

* Divided flat surface load 50 kgs

** Heights 175 and 210 with second set slides: Divided flat surface load 80 kgs



Additional dividers.

Dividers per piece with 4 mounting blocks.

04-1-820-00	ADHSD 0105.0360	105 x 360	78 x 255	0,2
04-1-822-00	ADHSD 0140.0360	140 x 360	113 x 255	0,2
04-1-824-00	ADHSD 0175.0360	175 x 360	148 x 255	0,3
04-2-820-00	ADHSD 0210.0360	210 x 360	183 x 255	0,4

Mandatory slides.

00-5-010-00	TG 05	35 x 544	MANDATORY	2,2
-------------	-------	----------	-----------	-----

Optimal second slides.

00-5-015-00	TG 05 NLP	35 x 544	OPTION	2,2
-------------	-----------	----------	--------	-----

ASD drawers.

Drawer-depth 760
3 Dividers included.



EAN	ARTICLE	System Dimensions	Internal Dimensions	Weight / kg
		Height x Width x Depth	Height x Width x Depth	
04-1-760-00	ASD 0105.0760	105 x 360 x 760	78 x 255 x 727	2,1
04-1-762-00	ASD 0140.0760	140 x 360 x 760	113 x 255 x 727	2,6
04-1-764-00	ASD 0175.0760	175 x 360 x 760	148 x 255 x 727	2,9
04-2-760-00	ASD 0210.0760	210 x 360 x 760	183 x 255 x 727	3,4
04-1-790-00	ASDD 0105.0760	105 x 460 x 760	78 x 355 x 727	2,8
04-1-792-00	ASDD 0140.0760	140 x 460 x 760	113 x 355 x 727	3,2
04-1-794-00	ASDD 0175.0760	175 x 460 x 760	148 x 355 x 727	3,6
04-2-790-00	ASDD 0210.0760	210 x 460 x 760	183 x 355 x 727	4,3

* Divided flat surface load 50 kgs

** Heights 175 and 210 with second set slides: Divided flat surface load 80 kgs



Additional dividers.

Dividers per piece with 4 mounting blocks.

04-1-850-00	ADHSDD	105 x 460	78 x 355	0,2
04-1-852-00	ADHSDD	140 x 460	113 x 355	0,3
04-1-854-00	ADHSDD	175 x 460	148 x 355	0,4
04-2-850-00	ADHSDD	210 x 460	183 x 355	0,5

Mandatory slides.

00-5-060-00	TG 07	35 x 744	MANDATORY	3,2
-------------	-------	----------	-----------	-----

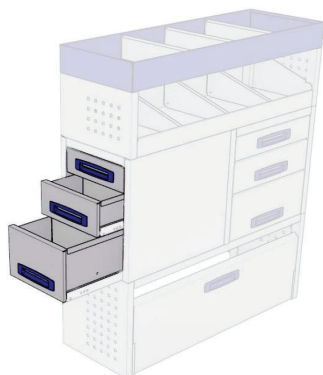
Optimal second slides.

00-5-065-00	TG 07 NLP	35 x 760	OPTION	3,2
-------------	-----------	----------	--------	-----



SSD drawers.

Drawer-depth 507
3 Dividers included.



EAN	ARTICLE	System Dimensions	Internal Dimensions	Weight / kg
		Height x Width x Depth	Height x Width x Depth	
94-1-700-00	SSD 0105.0507	105 x 360 x 507	78 x 255 x 474	3.2
94-1-702-00	SSD 0140.0507	140 x 360 x 507	113 x 255 x 474	3.8
94-1-704-00	SSD 0175.0507	175 x 360 x 507	148 x 255 x 474	4.6
94-2-700-00	SSD 0210.0507	210 x 360 x 507	183 x 255 x 474	5.2
94-1-730-00	SSDD 0105.0507	105 x 460 x 507	78 x 355 x 474	4.6
94-1-732-00	SSDD 0140.0507	140 x 460 x 507	113 x 355 x 474	5.2
94-1-734-00	SSDD 0175.0507	175 x 460 x 507	148 x 355 x 474	6.2
94-2-730-00	SSDD 0210.0507	210 x 460 x 507	183 x 355 x 474	7.0

* Divided flat surface load 50 kgs

** Heights 175 and 210 with second set slides: Divided flat surface load 80 kgs



Additional dividers.

Dividers per piece with 4

04-1-820-00	ADHSD 0105.0360	105 x 360	78 x 255	0.2
04-1-822-00	ADHSD 0140.0360	140 x 360	113 x 255	0.2
04-1-824-00	ADHSD 0175.0360	175 x 360	148 x 255	0.3
04-2-820-00	ADHSD 0210.0360	210 x 360	183 x 255	0.4

Mandatory slides.

00-5-010-00	TG 05	35 x 544	MANDATORY	2.2
-------------	-------	----------	-----------	-----

Optimal second slides.

00-5-015-00	TG 05 NLP	35 x 544	OPTION	2.2
-------------	-----------	----------	--------	-----

SSD drawers.

Drawer-depth 760
3 Dividers included.



EAN	ARTICLE	System Dimensions	Internal Dimensions	Weight / kg
		Height x Width x Depth	Height x Width x Depth	
94-1-760-00	SSD 0105.0760	105 x 360 x 760	78 x 255 x 727	4.2
94-1-762-00	SSD 0140.0760	140 x 360 x 760	113 x 255 x 727	5.2
94-1-764-00	SSD 0175.0760	175 x 360 x 760	148 x 255 x 727	5.8
94-2-760-00	SSD 0210.0760	210 x 360 x 760	183 x 255 x 727	6.8
94-1-790-00	SSDD 0105.0760	105 x 460 x 760	78 x 355 x 727	5.6
94-1-792-00	SSDD 0140.0760	140 x 460 x 760	113 x 355 x 727	6.4
94-1-794-00	SSDD 0175.0760	175 x 460 x 760	148 x 355 x 727	7.2
94-2-790-00	SSDD 0210.0760	210 x 460 x 760	183 x 355 x 727	8.6

* Divided flat surface load 50 kgs

** Heights 175 and 210 with second set slides: Divided flat surface load 80 kgs



Additional dividers.

Dividers per piece with 4

04-1-850-00	ADHSDD	105 x 460	78 x 355	0.2
04-1-852-00	ADHSDD	140 x 460	113 x 355	0.3
04-1-854-00	ADHSDD	175 x 460	148 x 355	0.4
04-2-850-00	ADHSDD	210 x 460	183 x 355	0.5

Mandatory slides.

00-5-060-00	TG 07	35 x 744	MANDATORY	3.2
-------------	-------	----------	-----------	-----

Optimal second slides.

00-5-065-00	TG 07 NLP	35 x 760	OPTION	3.2
-------------	-----------	----------	--------	-----

ADW & ASDW hybride drawers opening 100%.



Drawers with plastic bins for storage and/or waste sorting.

Bins and slides included.



EAN	ARTICLE	System Dimensions	Internal Dimensions	Weight / kg
		Height x Width x Depth	Height x Width x Depth	
04-3-161-00	ADW 0350.0507	350 x 507 x 360	280 x 190 x 110 / Bin	9.2
04-3-361-00	ADW 0350.0760	350 x 760 x 360	280 x 190 x 110 / Bin	10.4
04-3-561-00	ADW 0350.1014	350 x 1014 x 360	280 x 190 x 110 / Bin	12.1

* Divided flat surface load 50 kgs



04-2-701-00	ASDW 0350.0507	350 x 360 x 507	280 x 190 x 110 / Bin	6.2
04-2-761-00	ASDW 0350.0760	350 x 360 x 760	280 x 190 x 110 / Bin	7.9

* Divided flat surface load 50 kgs




ATDW & ATDDW hybride drawers opening 100%.



Drawers with plastic bins for storage and/or waste sorting.

Bins and slides included.

Ideal to fill up the empty space in front of the inner wheel arch.



EAN	ARTICLE	System Dimensions	Internal Dimensions	Weight / kg
		Height x Width x Depth	Height x Width x Depth	
04-3-362-00	ATDW 0350.0760	350 x 760 x 360	280 x 190 x 110 / Bin	8.0
04-3-562-00	ATDW 0350.1014	350 x 1014 x 360	280 x 190 x 110 / Bin	11.2
04-3-762-00	ATDW 0350.1267	350 x 1267 x 360	280 x 190 x 110 / Bin	14.0
04-3-962-00	ATDW 0350.1521	350 x 1521 x 360	280 x 190 x 110 / Bin	16.8

* Divided flat surface load 50 kgs



04-4-362-00	ATDDW	350 x 760 x 460	280 x 190 x 110 / Bin	8.3
04-4-562-00	ATDDW 0350.1014	350 x 1014 x 460	280 x 190 x 110 / Bin	11.5
04-4-762-00	ATDDW 0350.1267	350 x 1267 x 460	280 x 190 x 110 / Bin	14.3
04-4-962-00	ATDDW 0350.1521	350 x 1521 x 460	280 x 190 x 110 / Bin	17.0

* Divided flat surface load 50 kgs



ADF & SDF hanging file folder drawer.

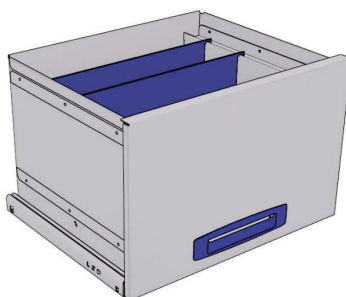


Organize your hanging file folders.



EAN	ARTICLE	System Dimensions Height x Width x Depth	Internal Dimensions Height x Width x Depth	Weight / kg
04-3-190-00	ADF 0315.0507	315 x 507 x 360	265 x 328 x 328	8.0
94-3-190-00	SDF 0315.0507	315 x 507 x 360	265 x 328 x 328	16

* Divided flat surface load 50 kgs



Mandatory slides.

00-3-110-00	TG.03	35 x 344	MANDATORY	1.6
-------------	-------	----------	-----------	-----

TFSC & TFS extractable tray.

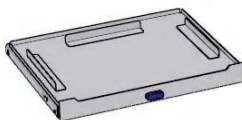


Tray on slides.



EAN	ARTICLE	System Dimensions Height x Width x Depth	Internal Dimensions Width x Depth	Weight / kg
11-3-090-00	TFS	70 x 507 x 360	398 X 298	2.2

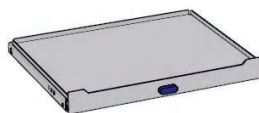
* Divided flat surface load 30 kgs



With L-profiles to take up SYSTAINER like cases.

11-3-010-00	TFSC	70 x 507 x 360	438 X 338	2.2
-------------	------	----------------	-----------	-----

* Divided flat surface load 30 kgs



To take up any rectangle with the size 438 x 338mm.
For example our SCPB and SC's

Mandatory slides.

00-3-060-00	TGT.02	27 x 744	MANDATORY	1
-------------	--------	----------	-----------	---

TFSC-N & TFS-N extractable tray.



Tray on slides.

Included with slides!



EAN	ARTICLE	System Dimensions Height x Width x Depth	Internal Dimensions Width x Depth	Weight / kg
11-3-011-66	TFS-N	70 x 507 x 360	398 X 298	1,7
00-3-060-01	TGTN-03	27 x 744	INCLUDED	1

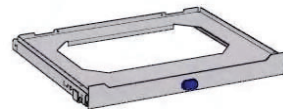
* Divided flat surface load 30 kgs



With L-profiles to take up SYSTAINER like cases.

11-3-010-66	TFSC-N	70 x 507 x 360	438 X 338	1,6
00-3-060-01	TGTN-03	27 x 744	INCLUDED	1

* Divided flat surface load 30 kgs



To take up any rectangle with the size 438 x 338mm.
For example our SCPB and SC's



**05 STAND ALONE
WIDTH 360mm**

a range of 360mm wide articles.

Van-Care extended width range. 360mm wide, stand alone.



Next to our already broad range of articles in various sizes we added a new width of 360mm!

Together with the already existing SP's and HIB's we give the possibility to build a "stand alone" cabinet of only 360mm wide!

WHY: Space must be used as efficient as possible and this asked in some cases for a narrower build then the 507 we had.


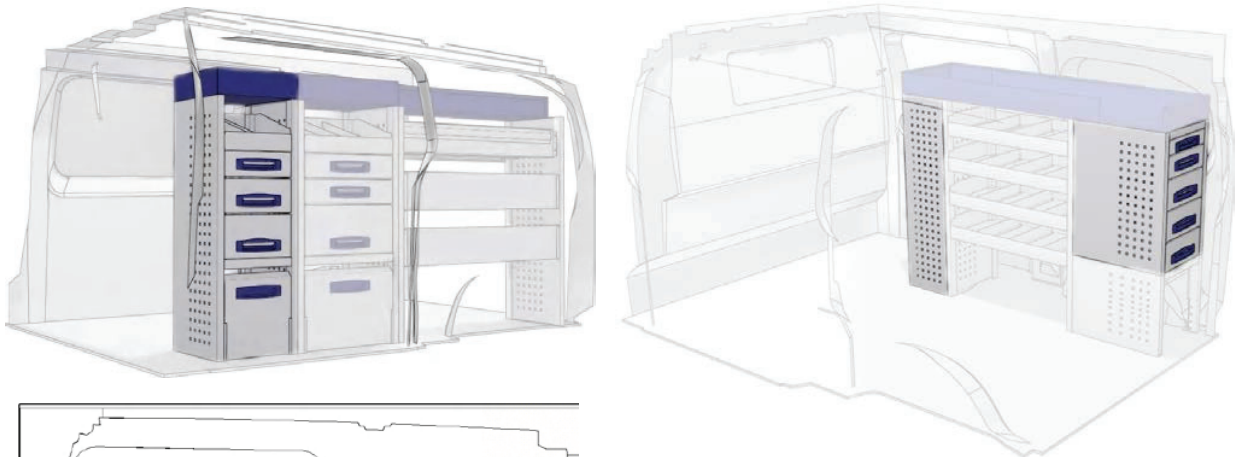
So, we designed the new 360mm wide range.

Using the space of the second sliding door more efficiently required sometimes a combination of some modules narrower then 507mm!

Now 507 and 360 next to each other is perfectly to still be able to open drawers to the outside in the limited width of the open sliding door.

The 3 standard system depths 260mm, 360mm and 460mm are kept in this new 360mm wide range. So you can design 360mm wide in these depths.

Because 360mm is not in the steps of "253.5mm" that we have in our system widths like: 507mm, 760mm, 1014, 1267 and 1521mm we cannot mix these different widths. So the 360mm wide builds are all a stand alone module!

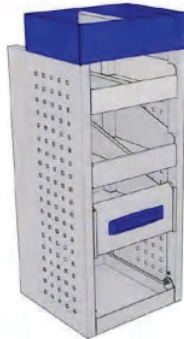


Content of the new 360mm wide range:



360mm width range from the bottom up:

Next to the standard SP's and HIB's we have add the following new 360 wide articles:



<u>Flap</u>	<u>F 0360</u>
<u>Frontplate</u>	<u>FP 0360</u>
<u>Bottomtray removable</u>	<u>BTR 0360.0360</u> <u>BTR 0360.0460</u>
<u>Low flap</u>	<u>FMRHIBF 0360</u>
<u>Drawer 260</u>	<u>ADS 0105.0360</u> Also possible in full steel version! <u>ADS 0140.0360</u> <u>ADS 0175.0360</u> <u>ADS 0210.0360</u>
<u>Drawer 360</u>	<u>AD 0070.0360</u> Also possible in full steel version! <u>AD 0105.0360</u> <u>AD 0140.0360</u> <u>AD 0175.0360</u> <u>AD 0210.0360</u>
<u>Drawer 460</u>	<u>ADD 0070.0360</u> Also possible in full steel version! <u>ADD 0105.0360</u> <u>ADD 0140.0360</u> <u>ADD 0175.0360</u> <u>ADD 0210.0360</u>

<u>Support tray</u>	<u>STU-N360</u>
<u>Material rack</u>	<u>AMR 0360.0260</u> Also possible in full steel version! <u>AMR 0360.0360</u> <u>AMR 0360.0460</u>
<u>Material rack with low flap</u>	<u>MRF 0360.0260</u> <u>MRF 0360.0360</u> <u>MRF 0360.0460</u>
<u>Top tray between SP</u>	<u>ATTSP 0360.0260</u> Also possible in full steel version! <u>ATTSP 0360.0360</u> <u>ATTSP 0360.0460</u>
<u>Cover</u>	<u>DC 0360.0260</u> <u>DC 0360.0360</u> <u>DC 0360.0460</u>
<u>Top tray</u>	<u>ATT 0360.0260</u> <u>ATT 0360.0360</u> <u>ATT 0360.0460</u>

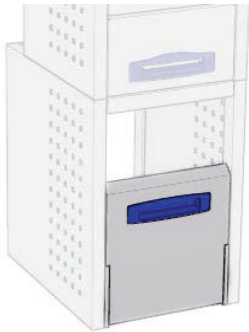
On the next pages we will give you all information per new 360 article.

Remember that the standard SP's and HIB's must be used in CARAT and when building modules.

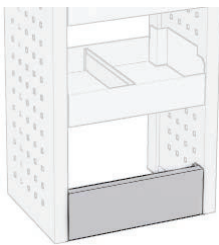
And note that the SLIDES and DIVIDERS are the existing standard parts which fit with the new 360 wide range!

To be complete we list these slides and dividers also in this overview.

Flaps, frontplate, bottom tray. 360mm wide



EAN	ARTICLE	System Dimensions Height x Width x Depth	Weight / kg
03-0-012-00	F 0360	350 x 360 x 60	1,8

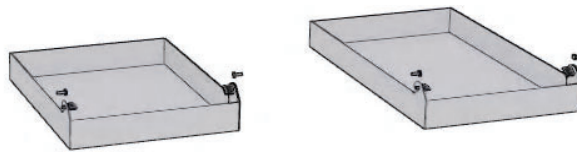


05-0-013-00	FP 0360	105 x 360 x 40	0,5
-------------	---------	----------------	-----



27-3-353-00	BTR 0360.0360	105 x 360 x 360	2
27-4-353-00	BTR 0360.0460	105 x 360 x 460	2,6

* *Watertight bottom tray*



06-0-202-00	FMRHIBF 0360	190 x 360 x 60	1,6
-------------	--------------	----------------	-----

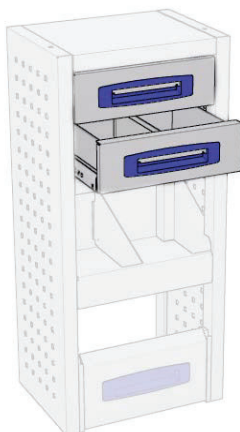
Hybrid (Aluminium/steel) drawers opening 100%. 360mm wide



360 wide drawers

No divider included!

Slides are only in the 70mm high included!



EAN	ARTICLE	System Dimensions Height x Width x Depth	Internal Dimensions Height x Width x Depth	Weight / kg
04-2-041-00	ADS 0105.0360	105 x 360 x 260	78 x 299 x 227	1,4
04-2-071-00	ADS 0140.0360	140 x 360 x 260	113 x 299 x 227	1,5
04-2-101-00	ADS 0175.0360	175 x 360 x 260	148 x 299 x 227	1,8
04-2-131-00	ADS 0210.0360	210 x 360 x 260	183 x 299 x 227	2,2

04-3-517-00	AD 0070.0360	70 x 360 x 360	58 x 299 x 327	1,6
04-3-041-00	AD 0105.0360	105 x 360 x 360	78 x 299 x 327	1,8
04-3-071-00	AD 0140.0360	140 x 360 x 360	113 x 299 x 327	1,9
04-3-101-00	AD 0175.0360	175 x 360 x 360	148 x 299 x 327	2,2
04-3-131-00	AD 0210.0360	210 x 360 x 360	183 x 299 x 327	2,6

04-4-517-00	ADD 0070.0360	70 x 360 x 460	58 x 299 x 427	2,1
04-4-041-00	ADD 0105.0360	105 x 360 x 460	78 x 299 x 427	2,3
04-4-071-00	ADD 0140.0360	140 x 360 x 460	113 x 299 x 427	2,3
04-4-101-00	ADD 0175.0360	175 x 360 x 460	148 x 299 x 427	2,6
04-4-131-00	ADD 0210.0360	210 x 360 x 460	183 x 299 x 427	2,9

* Divided flat surface load 50 kgs

** Heights 175 and 210 with second set slides: Divided flat surface load 80 kgs

Optional dividers.

Dividers per piece with 4 mounting blocks.



04-2-069-00	ADPS 0105.0260	105 x 260	78 x 227	0,2
04-2-099-00	ADPS 0140.0260	140 x 260	113 x 227	0,3
04-2-129-00	ADPS 0175.0260	175 x 260	148 x 227	0,3
04-2-159-00	ADPS 0210.0260	210 x 260	183 x 227	0,4
04-2-189-00	ADPS 0315.0260	315 x 260	288 x 227	0,4

04-3-007-00	ADP 0070.0360	70 x 360	58 x 327	0,1
04-3-069-00	ADP 0105.0360	105 x 360	78 x 327	0,1
04-3-099-00	ADP 0140.0360	140 x 360	113 x 327	0,1
04-3-129-00	ADP 0175.0360	175 x 360	148 x 327	0,1
04-3-159-00	ADP 0210.0360	210 x 360	183 x 327	0,1

04-4-007-00	ADPD 0070.0460	70 x 460	58 x 427	0,1
04-4-069-00	ADPD 0105.0460	105 x 460	78 x 427	0,1
04-4-099-00	ADPD 0140.0460	140 x 460	113 x 427	0,1
04-4-129-00	ADPD 0175.0460	175 x 460	148 x 427	0,1
04-4-159-00	ADPD 0210.0460	210 x 460	183 x 427	0,2

Included set of slides.

"Only with the 70 drawers!"

Slides come in a set, left

00-3-007-00	TG 030070	27 x 344	INCLUDED	1,7
-------------	-----------	----------	----------	-----

00-4-007-00	TG 040070	27 x 444	INCLUDED	2,0
-------------	-----------	----------	----------	-----



Mandatory set of slides.

Slides come in a set, left and right.

00-2-010-00	TG 01	35 x 244	MANDATORY	1,1
-------------	-------	----------	-----------	-----

00-3-110-00	TG 03	35 x 344	MANDATORY	1,6
-------------	-------	----------	-----------	-----

00-4-010-00	TG 04	35 x 444	MANDATORY	2,1
-------------	-------	----------	-----------	-----

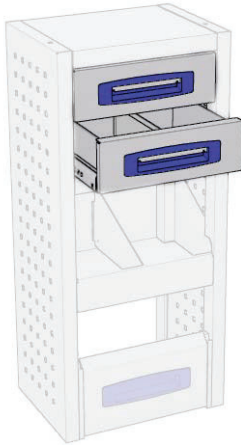
Full steel drawers opening 100%. 360mm wide



360 wide drawers

No divider included!

Slides are only in the 70mm high included!



EAN	ARTICLE	System Dimensions		Weight / kg
		Height x Width x Depth	Internal Dimensions	
94-2-041-00	SDS 0105.0360	105 x 360 x 260	78 x 299 x 227	1.9
94-2-071-00	SDS 0140.0360	140 x 360 x 260	113 x 299 x 227	2,0
94-2-101-00	SDS 0175.0360	175 x 360 x 260	148 x 299 x 227	2.3
94-2-131-00	SDS 0210.0360	210 x 360 x 260	183 x 299 x 227	2.7

94-3-517-00	SD 0070.0360	70 x 360 x 360	58 x 299 x 327	2.3
94-3-041-00	SD 0105.0360	105 x 360 x 360	78 x 299 x 327	2.5
94-3-071-00	SD 0140.0360	140 x 360 x 360	113 x 299 x 327	2.6
94-3-101-00	SD 0175.0360	175 x 360 x 360	148 x 299 x 327	2.9
94-3-131-00	SD 0210.0360	210 x 360 x 360	183 x 299 x 327	3.3

94-4-517-00	SDD 0070.0360	70 x 360 x 460	58 x 299 x 427	3,0
94-4-041-00	SDD 0105.0360	105 x 360 x 460	78 x 299 x 427	3.2
94-4-071-00	SDD 0140.0360	140 x 360 x 460	113 x 299 x 427	3.3
94-4-101-00	SDD 0175.0360	175 x 360 x 460	148 x 299 x 427	3.5
94-4-131-00	SDD 0210.0360	210 x 360 x 460	183 x 299 x 427	3.8

* Divided flat surface load 50 kgs

** Heights 175 and 210 with second set slides: Divided flat surface load 80 kgs

Optional dividers.

Dividers per piece with 4 mounting blocks.



04-2-069-00	ADPS 0105.0260	105 x 260	78 x 227	0,2
04-2-099-00	ADPS 0140.0260	140 x 260	113 x 227	0,3
04-2-129-00	ADPS 0175.0260	175 x 260	148 x 227	0,3
04-2-159-00	ADPS 0210.0260	210 x 260	183 x 227	0,4
04-2-189-00	ADPS 0315.0260	315 x 260	288 x 227	0,4

04-3-007-00	ADP 0070.0360	70 x 360	58 x 327	0,1
04-3-069-00	ADP 0105.0360	105 x 360	78 x 327	0,1
04-3-099-00	ADP 0140.0360	140 x 360	113 x 327	0,1
04-3-129-00	ADP 0175.0360	175 x 360	148 x 327	0,1
04-3-159-00	ADP 0210.0360	210 x 360	183 x 327	0,1

04-4-007-00	ADPD 0070.0460	70 x 460	58 x 427	0,1
04-4-069-00	ADPD 0105.0460	105 x 460	78 x 427	0,1
04-4-099-00	ADPD 0140.0460	140 x 460	113 x 427	0,1
04-4-129-00	ADPD 0175.0460	175 x 460	148 x 427	0,1
04-4-159-00	ADPD 0210.0460	210 x 460	183 x 427	0,2

Included set of slides.

"Only with the 70 drawers!"

Slides come in a set, left

00-3-007-00	TG 030070	27 x 344	INCLUDED	1,7
-------------	-----------	----------	----------	-----

00-4-007-00	TG 040070	27 x 444	INCLUDED	2,0
-------------	-----------	----------	----------	-----



Mandatory set of slides.

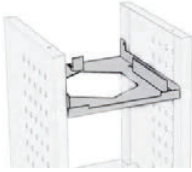
Slides come in a set, left and right.

00-2-010-00	TG 01	35 x 244	MANDATORY	1,1
-------------	-------	----------	-----------	-----

00-3-110-00	TG 03	35 x 344	MANDATORY	1,6
-------------	-------	----------	-----------	-----

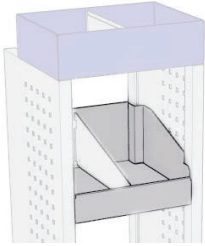
00-4-010-00	TG 04	35 x 444	MANDATORY	2,1
-------------	-------	----------	-----------	-----

Tray and racks between SP parts. 360mm wide



EAN	ARTICLE	System Dimensions Height x Width x Depth	Weight / kg
11-3-081-00	STU-N360	70 x 360 x 360	2,3

* Divided flat surface load 50 kgs



06-2-051-00	AMR 0360.0260	175 x 360 x 260	1,2
06-3-051-00	AMR 0360.0360	175 x 360 x 360	1,7
06-4-051-00	AMR 0360.0460	175 x 360 x 460	2

* Divided flat surface load 50 kgs

* No divider included!

* Aluminium execution

96-2-051-00	SMR 0360.0260	175 x 360 x 260	2,2
96-3-051-00	SMR 0360.0360	175 x 360 x 360	2,6
96-4-051-00	SMR 0360.0460	175 x 360 x 460	3

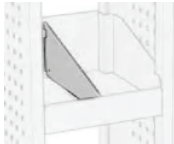
* Divided flat surface load 65 kgs

* No divider included!

* Steel execution

Optional dividers for AMR and SMR.

Dividers per piece with 4

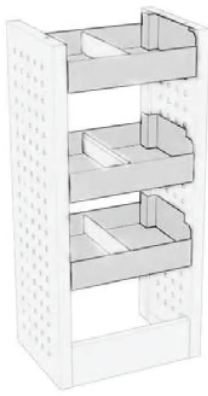


06-2-900-00	ADMR 0260	160 x 260	0,1
06-3-900-00	ADMR 0360	160 x 360	0,1
06-4-900-00	ADMR 0460	160 x 460	0,2



06-2-351-00	MRF 0360.0260	175 x 360 x 260	4,0
06-3-351-00	MRF 0360.0360	175 x 360 x 360	4,3
06-4-351-00	MRF 0360.0460	175 x 360 x 460	5,0

* Divided flat surface load 50 kgs



EAN	ARTICLE	System Dimensions Height x Width x Depth	Weight / kg
08-2-256-00	TTSP 0360.0260	105 x 360 x 260	2,7
08-3-256-00	TTSP 0360.0360	105 x 360 x 360	4,3
08-4-256-00	TTSP 0360.0460	105 x 360 x 460	4,7


- * Divided flat surface load 65 kgs
- * No divider included!
- * Steel execution

08-2-301-00	ATTSP 0360.0260	105 x 360 x 260	1,6
08-3-301-00	ATTSP 0360.0360	105 x 360 x 360	2,1
08-4-301-00	ATTSP 0360.0460	105 x 360 x 460	2,3

- * Divided flat surface load 50 kgs
- * No divider included!
- * Aluminium execution

Optional dividers for TTSP and ATTSP.

Dividers per piece with 4



08-2-500-00	ADTTSP 0260	100 x 260	0,1
08-3-500-00	ADTTSP 0360	100 x 360	0,1
08-4-500-00	ADTTSP 0460	100 x 460	0,2

Cover and Top rack. 360mm wide



EAN	ARTICLE	System Dimensions Height x Width x Depth	Weight / kg
15-2-051-00	DC 0360.0260	35 x 360 x 260	1,4
15-3-051-00	DC 0360.0360	35 x 360 x 360	1,7
15-4-051-00	DC 0360.0460	35 x 360 x 460	2,2




08-2-051-00	ATT 0360.0260	105 x 360 x 260	2,5
08-3-051-00	ATT 0360.0360	105 x 360 x 360	3,3
08-4-051-00	ATT 0360.0460	105 x 360 x 460	4,0


- * Divided flat surface load 50 kgs
- * No divider included!

Optional dividers for ATT.

Dividers per piece with 4 mounting blocks.



08-2-200-00	ADTT 0260	100 x 260	0,2
08-3-200-00	ADTT 0360	100 x 360	0,3
08-4-200-00	ADTT 0460	100 x 460	0,3



06 COVERS & BACKPLATES

06 Covers and backplates blind plates to close of open areas.

DC Drawer Covers.

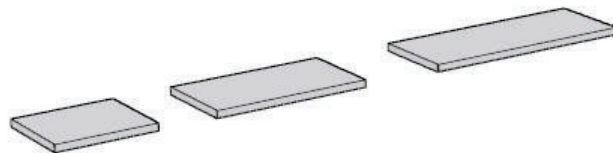


Drawer Covers

When ending up with an different depth above a deeper drawer these DC articles can be used to close of the open area. But also to build a Drawer cabinet which needs to be closed on the top.



EAN	ARTICLE	Dimensions / mm	
		Height X Width x Depth	Weight / kg
15-2-050-00	DC 0507.0260	35 x 507 x 260	1.4
15-2-070-00	DC 0760.0260	35 x 760 x 260	2.1
15-2-100-00	DC 1014.0260	35 x 1014 x 260	2.8
15-3-050-00	DC 0507.0360	35 x 507 x 360	1.7
15-3-070-00	DC 0760.0360	35 x 760 x 360	2.6
15-3-100-00	DC 1014.0360	35 x 1014 x 360	3.4
15-4-050-00	DC 0507.0460	35 x 507 x 460	2.2
15-4-070-00	DC 0760.0460	35 x 760 x 460	3.5
15-4-100-00	DC 1014.0460	35 x 1014 x 460	4.2



SDC Side Drawer Covers.



Side Drawer Covers & Back Plates


Building a Side Drawer cabinet which needs to be closed on the top and in the back.



EAN	ARTICLE	Dimensions / mm	
		Height X Width x Depth	Weight / kg
15-5-030-00	SDC 0360.0507	35 x 360 x 507	1.8
15-7-030-00	SDC 0360.0760	35 x 360 x 760	2.2
15-5-040-00	SDC 0460.0507	35 x 460 x 507	2.1
15-7-040-00	SDC 0460.0760	35 x 460 x 760	3.0


Side Drawer Covers & Back Plates

Building a Side Drawer cabinet which needs to



EAN	ARTICLE	Dimensions / mm	Weight / kg
		Height X Width x Depth	
15-3-130-00	SDBP 0315.0360	315 x 360 x 1	0.8
15-3-160-00	SDBP 0350.0360	350 x 360 x 1	0.9
15-3-190-00	SDBP 0385.0360	385 x 360 x 1	1.0
15-3-220-00	SDBP 0420.0360	420 x 360 x 1	1.1
15-3-250-00	SDBP 0455.0360	455 x 360 x 1	1.2
15-3-280-00	SDBP 0490.0360	490 x 360 x 1	1.3
15-3-320-00	SDBP 0525.0360	525 x 360 x 1	1.4
15-3-360-00	SDBP 0560.0360	560 x 360 x 1	1.5
15-3-390-00	SDBP 0595.0360	595 x 360 x 1	1.6
15-3-430-00	SDBP 0630.0360	630 x 360 x 1	1.7
15-3-460-00	SDBP 0665.0360	665 x 360 x 1	1.8
15-3-500-00	SDBP 0700.0360	700 x 360 x 1	1.9
15-3-530-00	SDBP 0735.0360	735 x 360 x 1	2.0
15-3-570-00	SDBP 0770.0360	770 x 360 x 1	2.1
15-3-600-00	SDBP 0805.0360	805 x 360 x 1	2.2

15-4-130-00	SDBP 0315.0460	315 x 460 x 1	1.0
15-4-160-00	SDBP 0350.0460	350 x 460 x 1	1.2
15-4-190-00	SDBP 0385.0460	385 x 460 x 1	1.3
15-4-220-00	SDBP 0420.0460	420 x 460 x 1	1.4
15-4-250-00	SDBP 0455.0460	455 x 460 x 1	1.5
15-4-280-00	SDBP 0490.0460	490 x 460 x 1	1.7
15-4-320-00	SDBP 0525.0460	525 x 460 x 1	1.8
15-4-360-00	SDBP 0560.0460	560 x 460 x 1	1.9
15-4-390-00	SDBP 0595.0460	595 x 460 x 1	2.1
15-4-430-00	SDBP 0630.0460	630 x 460 x 1	2.2
15-4-460-00	SDBP 0665.0460	665 x 460 x 1	2.3
15-4-500-00	SDBP 0700.0460	700 x 460 x 1	2.4
15-4-530-00	SDBP 0735.0460	735 x 460 x 1	2.6
15-4-570-00	SDBP 0770.0460	770 x 460 x 1	2.7
15-4-600-00	SDBP 0805.0460	805 x 460 x 1	2.8



07 BARS & PLATES

07 Bars and plates Height increasement bars & Front plates.

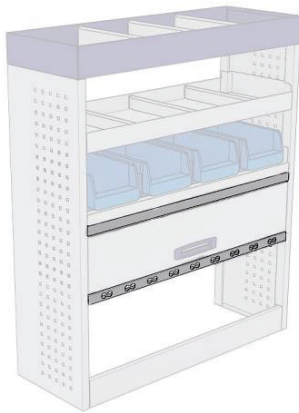
HIB Height increasement bars.



Height Incr. Bar.


Rigid strong bar to be mounted between the SP parts on the floor or on any other position. To make a strong connection and close off any unwanted openings in the modules.

The HIB come in 2 heights, 35mm and 70mm.



EAN	ARTICLE	Dimensions / mm		Weight / kg
		Height	Width	
05-3-003-00	HIB 0360.0035	35	360	0,4
05-3-004-00	HIB 0460.0035	35	460	0,5
05-3-010-00	HIB 0507.0035	35	507	0,7
05-3-060-00	HIB 0760.0035	35	760	1,1
05-3-110-00	HIB 1014.0035	35	1014	1,5
05-3-160-00	HIB 1267.0035	35	1267	1,8
05-3-210-00	HIB 1521.0035	35	1521	2,1

05-7-010-00	HIB 0507.0070	70	507	1,0
05-7-060-00	HIB 0760.0070	70	760	1,4
05-7-110-00	HIB 1014.0070	70	1014	1,9
05-7-160-00	HIB 1267.0070	70	1267	2,4
05-7-210-00	HIB 1521.0070	70	1521	3,0

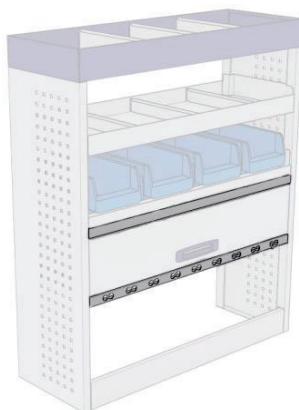


HIBO Height increasement bars wit openings.



Height Incr. Bar with Openings.

Like HIB, with holes as in standard Airline cargo rails.



EAN	ARTICLE	Dimensions / mm		Weight / kg
		Height	Width	
05-3-260-00	HIBO 0507.0035	35	507	0,7
05-3-310-00	HIBO 0760.0035	35	760	1,1
05-3-360-00	HIBO 1014.0035	35	1014	1,4
05-3-410-00	HIBO 1267.0035	35	1267	1,8
05-3-460-00	HIBO 1521.0035	35	1521	2,2

05-4-260-00	HIBO 0507.0070	70	507	0,9
05-4-310-00	HIBO 0760.0070	70	760	1,4
05-4-360-00	HIBO 1014.0070	70	1014	1,9
05-4-410-00	HIBO 1267.0070	70	1267	2,4
05-4-460-00	HIBO 1521.0070	70	1521	2,7

* Pulling force in the holes maximum 40 kgs

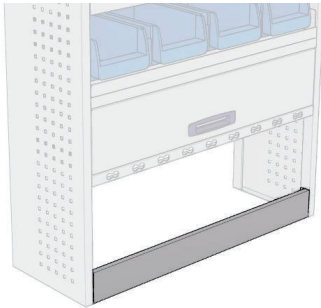


FP frontplates to cover openings in modules.




Front plate.

Part to be mounted as fixed bottom edge or on any position to close off openings in the modules.




EAN	ARTICLE	Dimensions / mm		Weight / kg
		Height	Width	
05-0-010-00	FP 0507	105	507	0.7
05-0-060-00	FP 0760	105	760	1.0
05-0-110-00	FP 1014	105	1014	1.4
05-0-160-00	FP 1267	105	1267	1.5
05-0-210-00	FP 1521	105	1521	2.0



HIBBS Backside height increasement bars with holes for triangles




Backside height Incr. Bar with holes



EAN	ARTICLE	Dimensions / mm		Weight / kg
		Height	Width	
05-3-010-01	HIBBS 0507.0035	35	507	0.8
05-3-060-01	HIBBS 0760.0035	35	760	1.2
05-3-110-01	HIBBS 1014.0035	35	1014	1.6
05-3-160-01	HIBBS 1267.0035	35	1267	1.9
05-3-210-01	HIBBS 1521.0035	35	1521	2.1





08 SHELVES

08 Shelves Various shelves and elements to be mounted between SP

AMR Shelf. high back, full Aluminium.



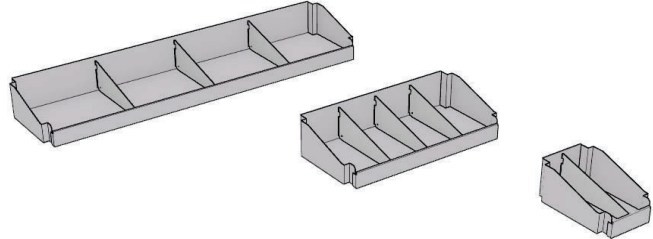
Shelf with high back.

Shelf comes in 3 depths and 5/6 widths.
3 dividers included.



EAN	ARTICLE	Dimensions / mm		Weight / kg
		Height X Width x Depth		
06-2-050-00	AMR 0507.0260	175 x 507 x 260		1,2
06-2-070-00	AMR 0760.0260	175 x 760 x 260		1,6
06-2-100-00	AMR 1014.0260	175 x 1014 x 260		2,1
06-2-120-00	AMR 1267.0260	175 x 1267 x 260		2,6
06-2-150-00	AMR 1521.0260	175 x 1521 x 260		3,1
06-3-020-00	AMR 0253.0360	175 x 253 x 360		0,6
06-3-050-00	AMR 0507.0360	175 x 507 x 360		1,7
06-3-070-00	AMR 0760.0360	175 x 760 x 360		2,1
06-3-100-00	AMR 1014.0360	175 x 1014 x 360		3,0
06-3-120-00	AMR 1267.0360	175 x 1267 x 360		3,5
06-3-150-00	AMR 1521.0360	175 x 1521 x 360		4,3
06-4-020-00	AMR 0253.0460	175 x 253 x 460		0,8
06-4-050-00	AMR 0507.0460	175 x 507 x 460		2,0
06-4-070-00	AMR 0760.0460	175 x 760 x 460		2,6
06-4-100-00	AMR 1014.0460	175 x 1014 x 460		3,2
06-4-120-00	AMR 1267.0460	175 x 1267 x 460		4,0
06-4-150-00	AMR 1521.0460	175 x 1521 x 460		5,1

* Divided flat surface load 70 kgs

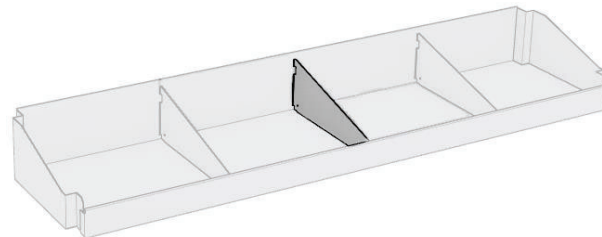


Additional dividers.

Dividers per piece with 4 mounting blocks.



06-2-900-00	ADMR 0260	160 x 260	0,1
06-3-900-00	ADMR 0360	160 x 360	0,1
06-4-900-00	ADMR 0460	160 x 460	0,2



SMR Shelf. high back, full Steel.



Shelf with high back.

Shelf comes in 3 depths and 5/6 widths.
3 dividers included.

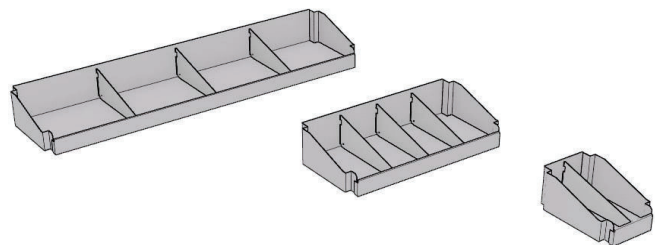


EAN	ARTICLE	Dimensions / mm		Weight / kg
		Height X	Width x Depth	
96-2-050-00	SMR.0507.0260	175 x 507	x 260	3.4
96-2-070-00	SMR.0760.0260	175 x 760	x 260	4.5
96-2-100-00	SMR.1014.0260	175 x 1014	x 260	5.9
96-2-120-00	SMR.1267.0260	175 x 1267	x 260	7.3
96-2-150-00	SMR.1521.0260	175 x 1521	x 260	8.7

96-3-020-00	SMR.0253.0360	175 x 253	x 360	1.9
96-3-050-00	SMR.0507.0360	175 x 507	x 360	4.8
96-3-070-00	SMR.0760.0360	175 x 760	x 360	5.9
96-3-100-00	SMR.1014.0360	175 x 1014	x 360	8.4
96-3-120-00	SMR.1267.0360	175 x 1267	x 360	9.9
96-3-150-00	SMR.1521.0360	175 x 1521	x 360	12.3

96-4-020-00	SMR.0253.0460	175 x 253	x 460	2.2
96-4-050-00	SMR.0507.0460	175 x 507	x 460	5.6
96-4-070-00	SMR.0760.0460	175 x 760	x 460	7.5
96-4-100-00	SMR.1014.0460	175 x 1014	x 460	9.0
96-4-120-00	SMR.1267.0460	175 x 1267	x 460	11.2
96-4-150-00	SMR.1521.0460	175 x 1521	x 460	14.3

* Divided flat surface load 70 kgs

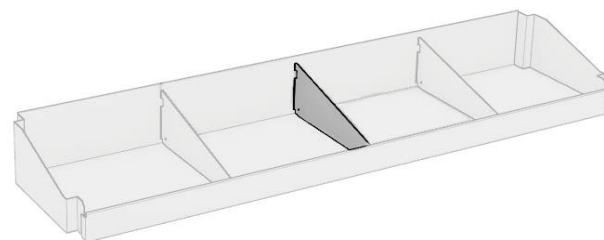


Additional dividers.

Dividers per piece with 4
mounting blocks.



06-2-900-00	ADMR.0260	160 x 260	0.1
06-3-900-00	ADMR.0360	160 x 360	0.1
06-4-900-00	ADMR.0460	160 x 460	0.2



ATTSP shelf, low back, full Aluminium.



Shelf with low back.

Shelf comes in 3 depths and 5 widths.
3 dividers included.




EAN	ARTICLE	Dimensions / mm		Weight / kg
		Height X Width x Depth		
08-2-250-00	ATTSP 0507.0260	105 x 507 x 260		0,9
08-2-300-00	ATTSP 0760.0260	105 x 760 x 260		1,5
08-2-350-00	ATTSP 1014.0260	105 x 1014 x 260		2,0
08-2-400-00	ATTSP 1267.0260	105 x 1267 x 260		2,4
08-2-450-00	ATTSP 1521.0260	105 x 1521 x 260		2,9

08-3-250-00	ATTSP 0507.0360	105 x 507 x 360		1,4
08-3-300-00	ATTSP 0760.0360	105 x 760 x 360		2,1
08-3-350-00	ATTSP 1014.0360	105 x 1014 x 360		2,2
08-3-400-00	ATTSP 1267.0360	105 x 1267 x 360		2,8
08-3-450-00	ATTSP 1521.0360	105 x 1521 x 360		3,5

08-4-250-00	ATTSP 0507.0460	105 x 507 x 460		1,5
08-4-300-00	ATTSP 0760.0460	105 x 760 x 460		2,3
08-4-350-00	ATTSP 1014.0460	105 x 1014 x 460		2,7
08-4-400-00	ATTSP 1267.0460	105 x 1267 x 460		3,3
08-4-450-00	ATTSP 1521.0460	105 x 1521 x 460		4,5

* Divided flat surface load 60 kgs



Additional dividers.

Dividers per piece with 4
mounting blocks.



08-2-500-00	ADTTSP 0260	100 x 260		0,1
08-3-500-00	ADTTSP 0360	100 x 360		0,1
08-4-500-00	ADTTSP 0460	100 x 460		0,2

TTSP shelf, low back, full Steel.



Shelf with low back.

Same as ATTSP but full Steel.
Shelf comes in 3 depths and 5 widths.
3 dividers included.



EAN	ARTICLE	Dimensions / mm		Weight / kg
		Height X Width x Depth		
08-2-255-00	TTSP 0507.0260	105 x 507 x 260		2,7
08-2-305-00	TTSP 0760.0260	105 x 760 x 260		4,7
08-2-355-00	TTSP 1014.0260	105 x 1014 x 260		6,0
08-2-405-00	TTSP 1267.0260	105 x 1267 x 260		7,2
08-2-455-00	TTSP 1521.0260	105 x 1521 x 260		8,7

08-3-255-00	TTSP 0507.0360	105 x 507 x 360		4,3
08-3-305-00	TTSP 0760.0360	105 x 760 x 360		6,4
08-3-355-00	TTSP 1014.0360	105 x 1014 x 360		6,7
08-3-405-00	TTSP 1267.0360	105 x 1267 x 360		8,5
08-3-455-00	TTSP 1521.0360	105 x 1521 x 360		10,5

08-4-255-00	TTSP 0507.0460	105 x 507 x 460		4,6
08-4-305-00	TTSP 0760.0460	105 x 760 x 460		6,9
08-4-355-00	TTSP 1014.0460	105 x 1014 x 460		8,1
08-4-405-00	TTSP 1267.0460	105 x 1267 x 460		10,0
08-4-455-00	TTSP 1521.0460	105 x 1521 x 460		13,6

* Divided flat surface load 80 kgs

Additional dividers.

Dividers per piece with 4
mounting blocks.



08-2-500-00	ADTTSP 0260	100 x 260		0,1
08-3-500-00	ADTTSP 0360	100 x 360		0,1
08-4-500-00	ADTTSP 0460	100 x 460		0,2

MRFD Shelf with flap.



Shelf with flap.

Shelf with flap and dividers, comes in 3 depths and 5 widths.
3 dividers included.

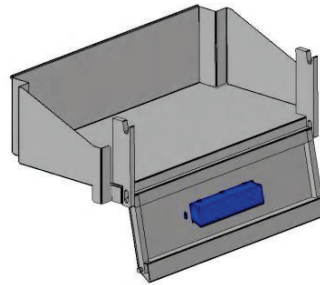


EAN	ARTICLE	Dimensions / mm		Weight / kg
		Height X	Width x Depth	
06-2-351-00	MRFD 0507.0260	175 x 507	x 260	4,3
06-2-371-00	MRFD 0760.0260	175 x 760	x 260	6,1
06-2-401-00	MRFD 1014.0260	175 x 1014	x 260	7,1
06-2-421-00	MRFD 1267.0260	175 x 1267	x 260	9,2
06-2-451-00	MRFD 1521.0260	175 x 1521	x 260	11,1

06-3-351-00	MRFD 0507.0360	175 x 507	x 360	4,6
06-3-371-00	MRFD 0760.0360	175 x 760	x 360	6,6
06-3-401-00	MRFD 1014.0360	175 x 1014	x 360	9,1
06-3-421-00	MRFD 1267.0360	175 x 1267	x 360	11,1
06-3-451-00	MRFD 1521.0360	175 x 1521	x 360	13,0

06-4-351-00	MRFD 0507.0460	175 x 507	x 460	5,4
06-4-371-00	MRFD 0760.0460	175 x 760	x 460	7,5
06-4-401-00	MRFD 1014.0460	175 x 1014	x 460	10,3
06-4-421-00	MRFD 1267.0460	175 x 1267	x 460	11,9
06-4-451-00	MRFD 1521.0460	175 x 1521	x 460	15,3

* Divided flat surface load 70 kgs



Additional dividers.

Dividers per piece with 2 mounting blocks and 2 rivets.



06-2-457-00	DIV-MRFD 0260	132 x 25 x 225	0,1
06-2-458-00	DIV-MRFD 0360	132 x 25 x 325	0,1
06-2-459-00	DIV-MRFD 0460	132 x 25 x 425	0,1

MRF Shelf with flap. (without dividers option)



Shelf with flap.

Same as MRFD but without dividers option!



EAN	ARTICLE	Dimensions / mm		Weight / kg
		Height X	Width x xDepth	
06-2-350-00	MRF 0507.0260	175 x 507	x 260	4,0
06-2-370-00	MRF 0760.0260	175 x 760	x 260	5,7
06-2-400-00	MRF 1014.0260	175 x 1014	x 260	6,7
06-2-420-00	MRF 1267.0260	175 x 1267	x 260	8,8
06-2-450-00	MRF 1521.0260	175 x 1521	x 260	10,8

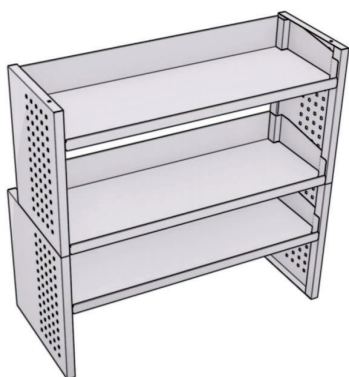
06-3-350-00	MRF 0507.0360	175 x 507	x 360	4,3
06-3-370-00	MRF 0760.0360	175 x 760	x 360	6,2
06-3-400-00	MRF 1014.0360	175 x 1014	x 360	8,7
06-3-420-00	MRF 1267.0360	175 x 1267	x 360	10,7
06-3-450-00	MRF 1521.0360	175 x 1521	x 360	12,7

06-4-350-00	MRF 0507.0460	175 x 507	x 460	5,0
06-4-370-00	MRF 0760.0460	175 x 760	x 460	7,1
06-4-400-00	MRF 1014.0460	175 x 1014	x 460	10,0
06-4-420-00	MRF 1267.0460	175 x 1267	x 460	11,5
06-4-450-00	MRF 1521.0460	175 x 1521	x 460	14,9



Shelf for long elements and unstandard tools cases.

Shelf comes in 2 depths and 5 widths in 2 versions - full aluminium & full steel.



EAN	ARTICLE	Dimensions / mm		Weight / kg
		Height	Width x Depth	
07-3-055-00	AFT 0507.0360	140	507 x 360	1,10
07-3-075-00	AFT 0760.0360	140	760 x 360	1,40
07-3-105-00	AFT 1014.0360	140	1014 x 360	2,40
07-3-125-00	AFT 1267.0360	140	1267 x 360	3,00
07-3-155-00	AFT 1521.0360	140	1521 x 360	3,80
07-4-055-00	AFT 0507.0460	140	507 x 460	1,60
07-4-075-00	AFT 0760.0460	140	760 x 460	1,90
07-4-105-00	AFT 1014.0460	140	1014 x 460	3,00
07-4-125-00	AFT 1267.0460	140	1267 x 460	3,60
07-4-155-00	AFT 1521.0460	140	1521 x 460	4,30

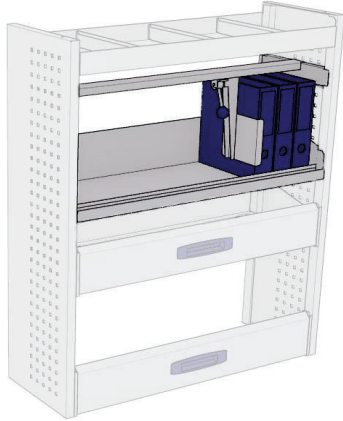
EAN	ARTICLE	Dimensions / mm		Weight / kg
		Height	Width x Depth	
97-3-055-00	SFT 0507.0360	140	507 x 360	4,30
97-3-075-00	SFT 0760.0360	140	760 x 360	6,40
97-3-105-00	SFT 1014.0360	140	1014 x 360	6,70
97-3-125-00	SFT 1267.0360	140	1267 x 360	8,50
97-3-155-00	SFT 1521.0360	140	1521 x 360	10,50
97-4-055-00	SFT 0507.0460	140	507 x 460	4,60
97-4-075-00	SFT 0760.0460	140	760 x 460	6,90
97-4-105-00	SFT 1014.0460	140	1014 x 460	8,10
97-4-125-00	SFT 1267.0460	140	1267 x 460	10,00
97-4-155-00	SFT 1521.0460	140	1521 x 460	13,60

DFC storage shelf for documents.




Shelf and press-arm.

Shelf to store documents or other.



EAN	ARTICLE	Dimensions / mm		Weight / kg
		Height	Width x Depth	
13-0-010-00	DFC 0507	385	507 x 360	3,8
13-0-020-00	DFC 0760	385	760 x 360	5,0
13-0-030-00	DFC 1014	385	1014 x 360	5,7
13-0-040-00	DFC 1267	385	1267 x 360	6,5
13-0-050-00	DFC 1521	385	1521 x 360	6,8

* Divided flat surface load 60 kgs



UT shelves with adjustable clamp system.



Universal shelf.

Shelf with adjustable clamp system, for various rectangle box-bottom shapes. In 360 and 460 depth

Box-bottom width minimum size: 206mm
maximum size: 446mm

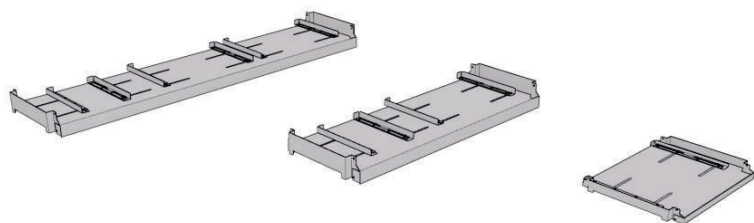
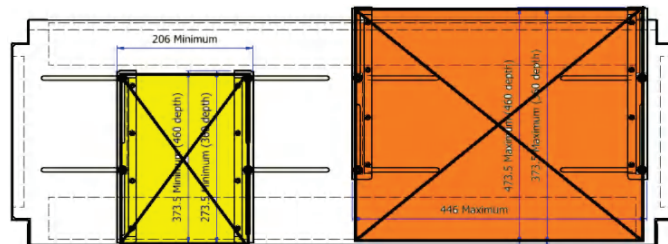
Box-bottom depth min. size: 274mm when 360 depth
374mm when 460 depth

maximum size: 373mm when 360 depth
473mm when 460 depth

EAN	ARTICLE	Dimensions / mm		Weight / kg
		Height	Width x Depth	
21-3-210-00	UT 0507.0360	50	507 x 360	2,6
21-3-310-00	UT 1014.0360	50	1014 x 360	5,6
21-3-410-00	UT 1521.0360	50	1521 x 360	8,0

21-4-210-00	UT 0507.0460	50	507 x 460	4,5
21-4-310-00	UT 1014.0460	50	1014 x 460	7,1
21-4-410-00	UT 1521.0460	50	1521 x 460	10,8

* Divided flat surface load 70 kgs



STU-N shelf for SC, SCPB or storage/tool boxes.



Shelf

Shelf for SC, SCPB or storage/tool boxes.

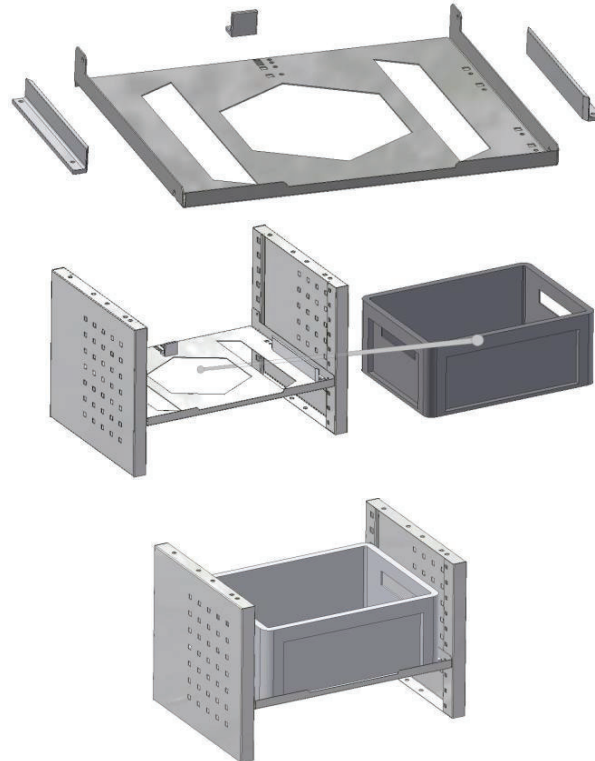
Maximum rectangle bottom size: 440mm x 355mm
Plastic L-parts (2 long, 1 short) can be placed on different positions to clamp other sizes cases/boxes.

For: SCPB and SC Van Care, L boxx 136, L Boxx 238, Eurobox 300x400, Metabo Metaloc II, Systerainer T-loc and more.



EAN	ARTICLE	Dimensions / mm Height X Width x Depth	Weight / kg
11-3-080-66	STU-N	000 x 0507 x 0360	1,6

* Divided flat surface load 40 kgs

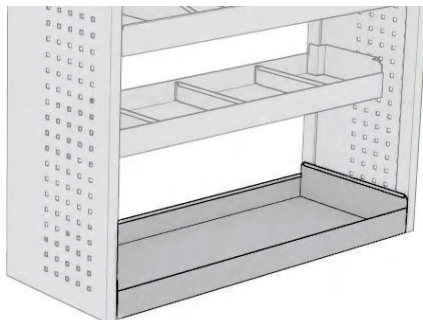


BT shelf, watertight.



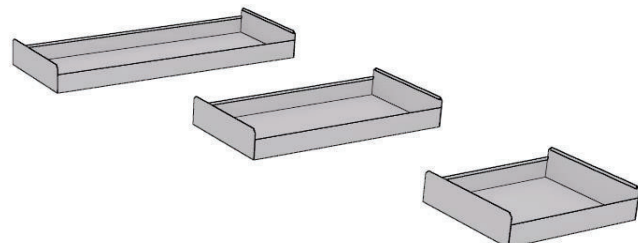
Watertight bottom shelf

Shelf, watertight, to collect any spill liquid.



EAN	ARTICLE	Dimensions / mm Height X Width x Depth	Weight / kg
27-3-250-00	BT 0507.0360	105 x 507 x 360	2,4
27-3-270-00	BT 0760.0360	105 x 760 x 360	3,4
27-3-310-00	BT 1014.0360	105 x 1014 x 360	4,4

* Divided flat surface load 100 kgs, mounted on bottom.

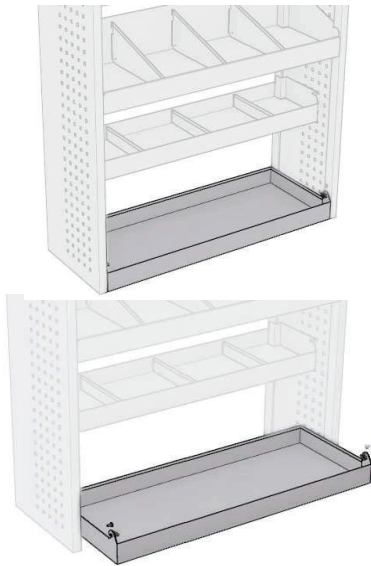


BTR removable shelf, watertight.



Removable watertight bottom shelf

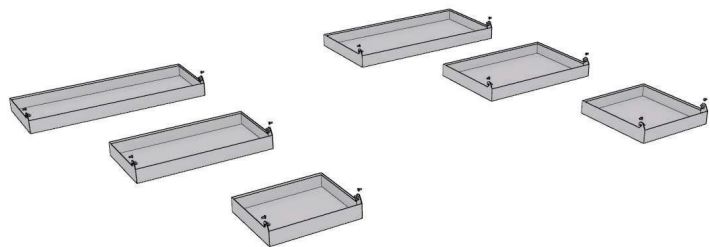
Shelf, watertight, to collect any spill liquid. Removable for easy cleaning.



EAN	ARTICLE	Dimensions / mm	
		Height X Width x Depth	Weight / kg
27-3-352-00	BTR 0507.0360	140 x 507 x 360	2,4
27-3-351-00	BTR 0760.0360	140 x 760 x 360	3,4
27-3-350-00	BTR 1014.0360	140 x 1014 x 360	4,3

27-4-352-00	BTR 0507.0460	140 x 507 x 460	3,1
27-4-351-00	BTR 0760.0460	140 x 760 x 460	4,1
27-4-350-00	BTR 1014.0460	140 x 1014 x 460	4,9

* Divided flat surface load 100 kgs, mounted on bottom.



CRH bar with bridges.



Storage bar for various cable reels.

2 bridges and a removable bar to be mounted between SP. No reels included.



EAN	ARTICLE	Dimensions / mm	
		Height X Width x Depth	Weight / kg
29-3-050-00	CRH 0507.0360	420 x 507 x 360	1,5
29-3-051-00	CRH 0760.0360	420 x 760 x 360	1,7
29-3-052-00	CRH 1014.0360	420 x 1014 x 360	1,9
29-3-053-00	CRH 1267.0360	420 x 1267 x 360	2,1
29-3-054-00	CRH 1521.0360	420 x 1521 x 360	2,3

29-4-050-00	CRH 0507.0460	420 x 507 x 460	1,7
29-4-051-00	CRH 0760.0460	420 x 760 x 460	1,9
29-4-052-00	CRH 1014.0460	420 x 1014 x 460	2,1
29-4-053-00	CRH 1267.0460	420 x 1267 x 460	2,3
29-4-054-00	CRH 1521.0460	420 x 1521 x 460	2,5

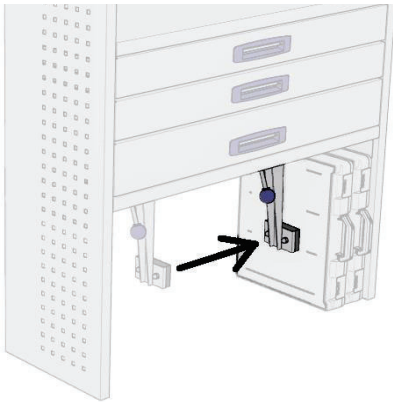


FPC bar with slidable clamb.




Preventing boxes and or cases from moving around.

When boxes or cases are stored under in a module this article prevents them from sliding out.



EAN	ARTICLE	Dimensions / mm		Weight / kg
		Height X Width x Depth		
12-3-050-00	FPC 0507.0360	490 x 507 x 360		2,3
12-3-070-00	FPC 0760.0360	490 x 760 x 360		2,8
12-3-100-00	FPC 1014.0360	490 x 1014 x 360		3,0
12-3-125-00	FPC 1267.0360	490 x 1267 x 360		3,5
12-3-150-00	FPC 1521.0360	490 x 1521 x 360		3,8

12-4-050-00	FPC 0507.0460	490 x 507 x 460		2,4
12-4-070-00	FPC 0760.0460	490 x 760 x 460		2,9
12-4-100-00	FPC 1014.0460	490 x 1014 x 460		3,1
12-4-125-00	FPC 1267.0460	490 x 1267 x 460		3,6
12-4-150-00	FPC 1521.0460	490 x 1521 x 460		4,1

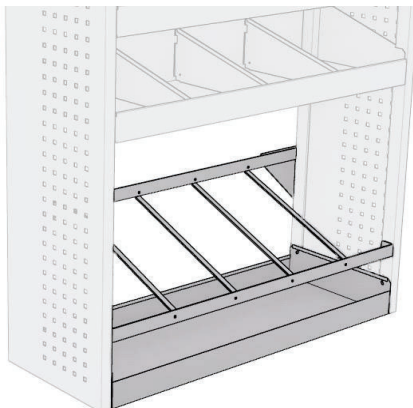


JCHNSP can holder




Holder for cans.

Included watertight retainer, to collect any spill liquid. All must be mounted between SP's.



EAN	ARTICLE	Dimensions / mm		Weight / kg
		Height X Width x Depth		
27-3-060-01	JCHNSP 0760.0360	420 x 760 x 360		12,4
27-3-110-01	JCHNSP 1014.0360	420 x 1014 x 360		13,1





09 SHELVES FOR BINS

09 Shelves for bins

shelves to be mounted between SP elements.

BSH 260 shelf for plastic AUER bins.




Shelf for plastic bin Small 260.

Shelf comes in 260 system depth and 5 widths.
The plastic bins with window are included!

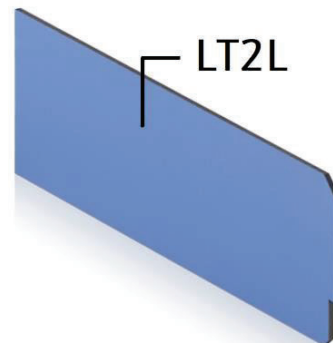

	EAN	ARTICLE	Dimensions / mm	
			Height X Width x Depth	Weight / kg
4 bins	07-2-251-00	BSH-4-0507.0260	140 x 507 x 260	1,7
6 bins	07-2-277-00	BSH-6-0760.0260	140 x 760 x 260	2,4
9 bins	07-2-211-00	BSH-9-1014.0260	140 x 1014 x 260	3,4
11 bins	07-2-213-00	BSH-11-1267.260	140 x 1267 x 260	4,1
14 bins	07-2-216-00	BSH-14-1521.260	140 x 1521 x 260	5,1

* Divided flat surface load 60 kgs
** Included bins with window



Mandatory
Mandatory
Option
Option
Option

Bin	09-110 SK2L	SK2L-S260	75 x 102 x 220	0,2
Window	09-114 ES2	ES2		
Cross divider	09-117 QT2	QT2		
Length divider	09-123 LT2L	LT2L		
Dust Cover	09-120 SD2L	SD2L		



BLH 260 shelf for plastic AUER bins.

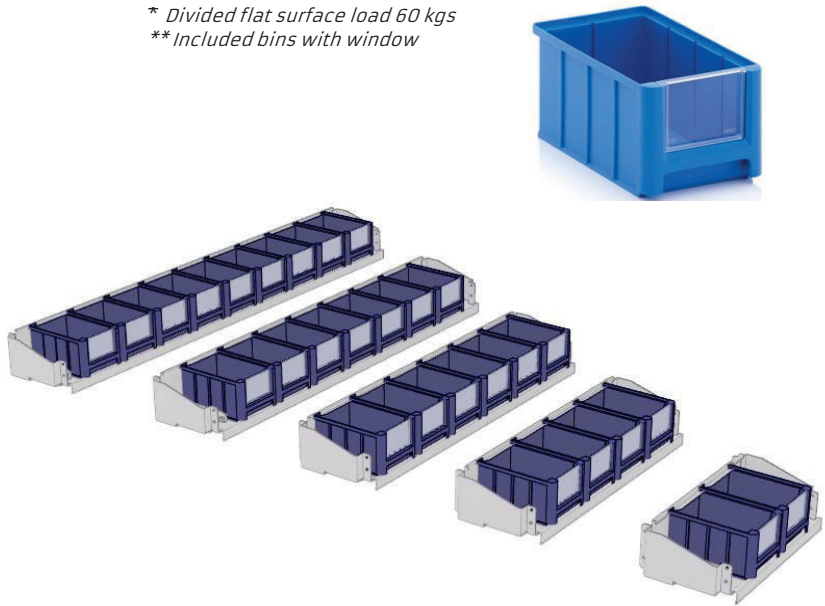


Shelf for plastic bin Large 260.

Shelf comes in 260 system depth and 5 widths.
The plastic bins with window are included!


	EAN	ARTICLE	Dimensions / mm	
			Height X Width x Depth	Weight / kg
2 bins	07-2-250-00	BLH-2-0507.0260	175 x 507 x 260	
4 bins	07-2-276-00	BLH-4-0760.0260	175 x 760 x 260	
6 bins	07-2-210-00	BLH-6-1014.0260	175 x 1014 x 260	
7 bins	07-2-212-00	BLH-7-1267.0260	175 x 1267 x 260	
9 bins	07-2-215-00	BLH-9-1521.0260	175 x 1521 x 260	

* Divided flat surface load 60 kgs
** Included bins with window



- Mandatory
- Mandatory
- Option
- Option
- Option

Bin	09-111 SK3	SK3-L260	125 x 150 x 225	0,3
Window	09-115 ES3	ES3		
Cross divider	09-118 QT3	QT3		
Length divider	09-124 LT3	LT3		
Dust Cover	09-141 SD3	SD3		



BSH 360 Shelf for plastic AUER bins.




Shelf for plastic bin Small 360.

Shelf comes in 360 system depth and 5 widths.
The plastic bins with window are included!



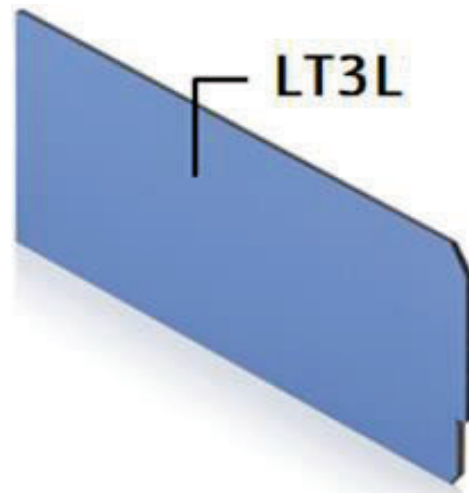

	EAN	ARTICLE	Dimensions / mm	Weight / kg
			Height X Width x Depth	
2 bins	07-3-250-00	BSH-2-0507.0360	175 x 507 x 360	1,9
4 bins	07-3-276-00	BSH-4-0760.0360	175 x 760 x 360	3,2
6 bins	07-3-210-00	BSH-6-1014.0360	175 x 1014 x 360	4,4
7 bins	07-3-212-00	BSH-7-1267.0360	175 x 1267 x 360	5,3
9 bins	07-3-215-00	BSH-9-1521.0360	175 x 1521 x 360	6,5

* Divided flat surface load 60 kgs
** Included bins with window



Mandatory
Mandatory
Option
Option
Option

Bin	09-112 SK3L	SK3L-S360	125 x 150 x 325	0,4
Window	09-115 ES3	ES3		
Cross divider	09-118 QT3	QT3		
Length divider	09-140 LT3L	LT3L		
Dust Cover	09-121 SD3L	SD3L		



BLH 360 shelf for plastic AUER bins.

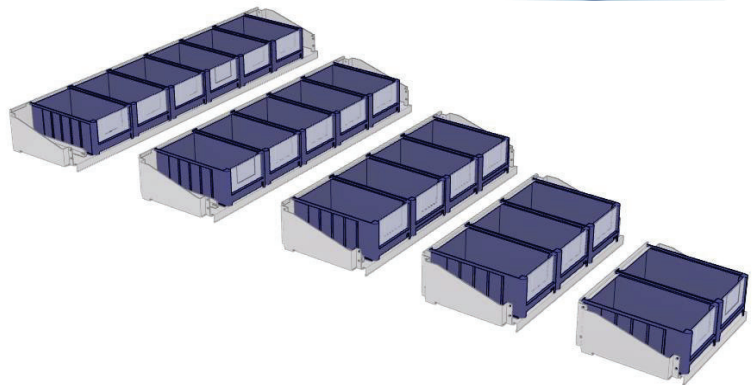


Shelf for plastic bin Large 360.

Shelf comes in 360 system depth and 5 widths.
The plastic bins with window are included!

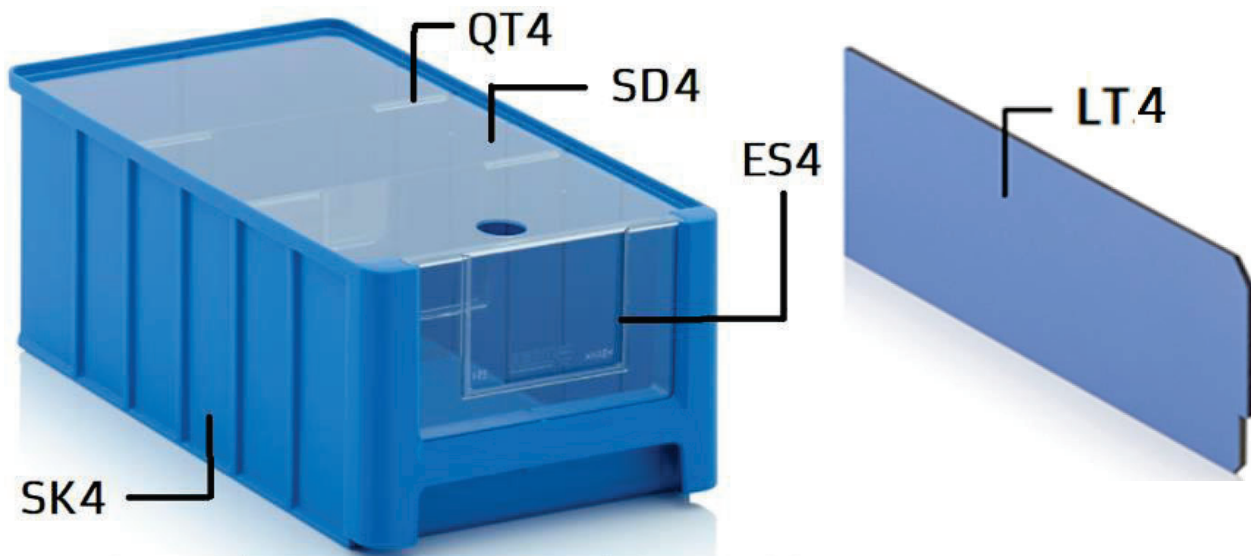
	EAN	ARTICLE	Dimensions / mm	
			Height X Width x Depth	Weight / kg
2 bins	07-3-251-00	BLH-2-0507.0360	210 x 507 x 360	
3 bins	07-3-277-00	BLH-3-0760.0360	210 x 760 x 360	
4 bins	07-3-211-00	BLH-4-1014.0360	210 x 1014 x 360	
5 bins	07-3-213-00	BLH-5-1267.0360	210 x 1267 x 360	
6 bins	07-3-216-00	BLH-6-1521.0360	210 x 1521 x 360	

* Divided flat surface load 60 kgs
** Included bins with window



Mandatory
Mandatory
Option
Option
Option

Bin	09-113 SK4	SK4-L360	150 x 210 x 35	0,5
Window	09-116 ES4	ES4		
Cross divider	09-119 QT4	QT4		
Length divider	09-125 LT4	LT4		
Dust Cover	09-122 SD4	SD4		



BSH & BLH 260 & 360 Empty Shelf for plastic AUER bins.



Empty Shelf for plastic bins.

Shelf comes in 260 and 360 system depth and 5 widths. The plastic bins are **NOT** included!

We offer the possibility to buy the bins direct from the producer, in this way you can buy bulk at a lower price.



	EAN	ARTICLE	Dimensions / mm Height X Width x Depth	Weight / kg
4 bins	07-2-351-00	BSH-4-0507.260E	140 x 507 x 260	0,9
6 bins	07-2-377-00	BSH-6-0760.260E	140 x 760 x 260	1,2
9 bins	07-2-311-00	BSH-9-1014.260E	140 x 1014 x 260	1,6
11 bins	07-2-313-00	BSH-11-1267.260E	140 x 1267 x 260	1,9
14 bins	07-2-316-00	BSH-14-1521.260E	140 x 1521 x 260	2,3

Bin	09-110 SK2L	SK2L-S260	75 x 102 x 220	0,2
Window	09-114 ES2	ES2		
Cross divider	09-117 QT2	QT2		
Length divider	09-123 LT2L	LT2L		
Dust Cover	09-120 SD2L	SD2L		

2 bins	07-2-350-00	BLH-2-0507.260E	175 x 507 x 260	0,9
4 bins	07-2-376-00	BLH-4-0760.260E	175 x 760 x 260	1,3
6 bins	07-2-310-00	BLH-6-1014.260E	175 x 1014 x 260	1,7
7 bins	07-2-312-00	BLH-7-1267.260E	175 x 1267 x 260	2,0
9 bins	07-2-315-00	BLH-9-1521.260E	175 x 1521 x 260	2,4

Bin	09-111 SK3	SK3-L260	125 x 150 x 225	0,3
Window	09-115 ES3	ES3		
Cross divider	09-118 QT3	QT3		
Length divider	09-124 LT3	LT3		
Dust Cover	09-141 SD3	SD3		

2 bins	07-3-350-00	BSH-2-0507.360E	175 x 507 x 360	1,1
4 bins	07-3-376-00	BSH-4-0760.360E	175 x 760 x 360	1,6
6 bins	07-3-310-00	BSH-6-1014.360E	175 x 1014 x 360	2,0
7 bins	07-3-312-00	BSH-7-1267.360E	175 x 1267 x 360	2,5
9 bins	07-3-315-00	BSH-9-1521.360E	175 x 1521 x 360	2,9

Bin	09-112 SK3L	SK3L-S360	125 x 150 x 325	0,4
Window	09-115 ES3	ES3		
Cross divider	09-118 QT3	QT3		
Length divider	09-140 LT3L	LT3L		
Dust Cover	09-121 SD3L	SD3L		

2 bins	07-3-351-00	BLH-2-0507.360E	210 x 507 x 360	1,2
3 bins	07-3-377-00	BLH-3-0760.360E	210 x 760 x 360	1,7
4 bins	07-3-311-00	BLH-4-1014.360E	210 x 1014 x 360	2,2
5 bins	07-3-313-00	BLH-5-1267.360E	210 x 1267 x 360	2,6
6 bins	07-3-316-00	BLH-6-1521.360E	210 x 1521 x 360	3,1

Bin	09-113 SK4	SK4-L360	150 x 210 x 35	0,5
Window	09-116 ES4	ES4		
Cross divider	09-119 QT4	QT4		
Length divider	09-125 LT4	LT4		
Dust Cover	09-122 SD4	SD4		

* Divided flat surface load 60 kgs

** No bins included!

Shelf for plastic bins.

Shelf comes in 4 depths and 5 widths.
The plastic bins are **not** included!
We offer the possibility to buy the bins direct from the producer, in this way you can buy bulk at a lower price.



	EAN	ARTICLE	Dimensions / mm	Weight / kg
			Height X Width x Depth	
4 bins	97-1-050-00	SPBH 0507.0195	140 x 507 x 195	3.5
6 bins	97-1-070-00	SPBH 0760.0195	140 x 760 x 195	4.3
8 bins	97-1-100-00	SPBH 1014.0195	140 x 1014 x 195	4.6
11 bins	97-1-120-00	SPBH 1267.0195	140 x 1267 x 195	6.7
13 bins	97-1-150-00	SPBH 1521.0195	140 x 1521 x 195	7.6

* Divided flat surface load 60 kgs

** The 195 depth shelves come with side panels.

4 bins	97-2-070-00	SPBH 0760.0260	175 x 760 x 260	4.3
6 bins	97-2-100-00	SPBH 1014.0260	175 x 1014 x 260	6.4
7 bins	97-2-120-00	SPBH 1267.0260	175 x 1267 x 260	7.8
9 bins	97-2-150-00	SPBH 1521.0260	175 x 1521 x 260	9.2

* Divided flat surface load 60 kgs

2 bins	97-3-050-00	SPBH 0507.0360	210 x 507 x 360	3.1
3 bins	97-3-070-00	SPBH 0760.0360	210 x 760 x 360	4.0
4 bins	97-3-100-00	SPBH 1014.0360	210 x 1014 x 360	6.8
5 bins	97-3-120-00	SPBH 1267.0360	210 x 1267 x 360	8.4
6 bins	97-3-150-00	SPBH 1521.0360	210 x 1521 x 360	10.8

* Divided flat surface load 60 kgs

2 bins	97-4-070-00	SPBH 0760.0460	245 x 760 x 460	5.4
3 bins	97-4-100-00	SPBH 1014.0460	245 x 1014 x 460	8.4
3 bins	97-4-120-00	SPBH 1267.0460	245 x 1267 x 460	10.3
4 bins	97-4-150-00	SPBH 1521.0460	245 x 1521 x 460	12.2

* Divided flat surface load 60 kgs

Bin	97-0-001-00	B195	102 x 75 x 160
Divider	97-0-013-00	B195DIV	
Front Flap	97-0-005-00	FF195	

Bin	97-0-002-00	B260	102 x 75 x 215
Divider	97-0-014-00	B260DIV	
Front Flap	97-0-006-00	FF260	

Bin	97-0-003-00	B360	154 x 125 x 235
Divider	97-0-015-00	B360DIV	
Front Flap	97-0-007-00	FF360	

Bin	97-0-004-00	B460	210 x 150 x 350
Divider	97-0-016-00	B460DIV	
Front Flap	97-0-008-00	FF460	

Shelf for plastic bins.

Shelf comes in 4 depths and 5 widths.
The plastic bins are *not* included!
We offer the possibility to buy the bins direct from the producer, in this way you can buy bulk at a lower price.

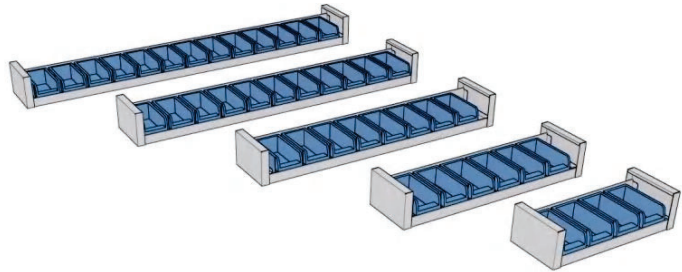


	EAN	ARTICLE	Dimensions / mm	Weight / kg
			Height X Width x Depth	
4 bins	07-1-050-00	APBH 0507.0195	140 x 507 x 195	1,2
6 bins	07-1-070-00	APBH 0760.0195	140 x 760 x 195	1,5
8 bins	07-1-100-00	APBH 1014.0195	140 x 1014 x 195	1,6
11 bins	07-1-120-00	APBH 1267.0195	140 x 1267 x 195	2,3
13 bins	07-1-150-00	APBH 1521.0195	140 x 1521 x 195	2,7

* Divided flat surface load 60 kgs

** The 195 depth shelves come with side panels.

Bin	97-0-001-00	B195	102 x 75 x 160
Divider	97-0-013-00	B195DIV	
Front Flap	97-0-005-00	FF195	



2 bins	07-2-050-00	APBH 0507.0260	175 x 507 x 260	0,9
4 bins	07-2-070-00	APBH 0760.0260	175 x 760 x 260	1,5
6 bins	07-2-100-00	APBH 1014.0260	175 x 1014 x 260	2,2
7 bins	07-2-120-00	APBH 1267.0260	175 x 1267 x 260	2,7
9 bins	07-2-150-00	APBH 1521.0260	175 x 1521 x 260	3,2

* Divided flat surface load 60 kgs

Bin	97-0-002-00	B260	102 x 75 x 215
Divider	97-0-014-00	B260DIV	
Front Flap	97-0-006-00	FF260	

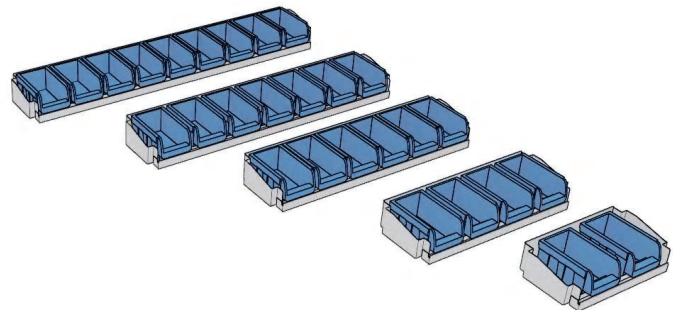
Bin



Front flap



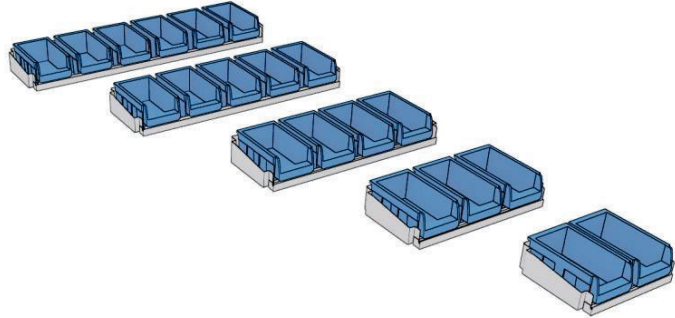
Divider



	EAN	ARTICLE	Dimensions / mm Height X Width x Depth	Weight / kg
2 bins	07-3-050-00	APBH 0507.0360	210 x 507 x 360	1,1
3 bins	07-3-070-00	APBH 0760.0360	210 x 760 x 360	1,4
4 bins	07-3-100-00	APBH 1014.0360	210 x 1014 x 360	2,4
5 bins	07-3-120-00	APBH 1267.0360	210 x 1267 x 360	3,0
6 bins	07-3-150-00	APBH 1521.0360	210 x 1521 x 360	3,8

* Divided flat surface load 60 kgs

Bin	97-0-003-00	B360	154 x 125 x 235
Divider	97-0-015-00	B360DIV	
Front Flap	97-0-007-00	FF360	



1 bins	07-4-050-00	APBH 0507.0460	245 x 507 x 460	2,3
2 bins	07-4-070-00	APBH 0760.0460	245 x 760 x 460	1,9
3 bins	07-4-100-00	APBH 1014.0460	245 x 1014 x 460	3,0
3 bins	07-4-120-00	APBH 1267.0460	245 x 1267 x 460	3,6
4 bins	07-4-150-00	APBH 1521.0460	245 x 1521 x 460	4,3

* Divided flat surface load 60 kgs

Bin	97-0-004-00	B460	210 x 150 x 350
Divider	97-0-016-00	B460DIV	
Front Flap	97-0-008-00	FF460	

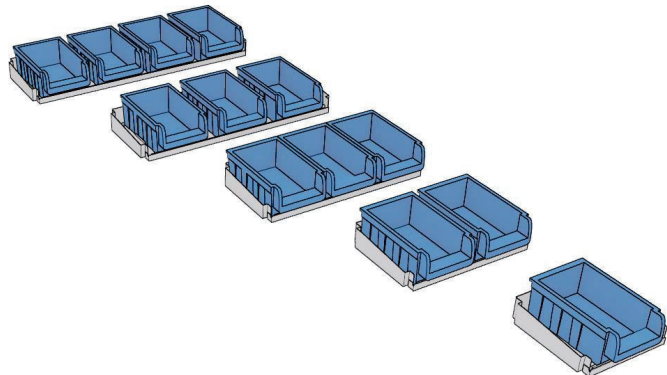
Bin



Front flap



Divider



Shelf for plastic bins.

Shelf comes in 2 depths and 5 widths.

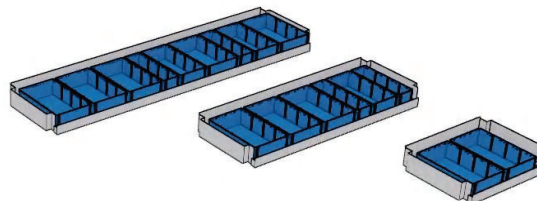
The plastic bins are *not* included! We offer the possibility to buy the bins direct from the producer, in this way you can buy bulk at a lower price.

With the 3 different bin-widths you can choose your own bin configuration.



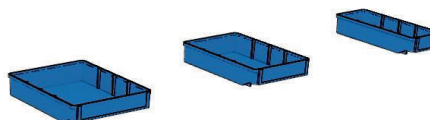
EAN	ARTICLE	Dimensions / mm		Weight / kg
		Height	X Width x Depth	
08-3-550-00	ATTSPB0507.0360	140	x 507 x 360	1,5
08-3-600-00	ATTSPB0760.0360	140	x 760 x 360	2,1
08-3-650-00	ATTSPB1014.0360	140	x 1014 x 360	2,2
08-3-700-00	ATTSPB1267.0360	140	x 1267 x 360	3,1
08-3-750-00	ATTSPB1521.0360	140	x 1521 x 360	3,6

* Divided flat surface load 60 kgs



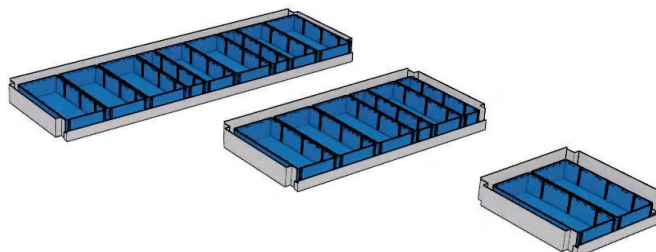
Bin	97-0-017-00	PB 300/93	83 x 93 x 300
Bin	97-0-018-00	PB 300/152	83 x 152 x 300
Bin	97-0-019-00	PB 300/186	83 x 186 x 300

Divider	97-0-023-00	PB93 DIV
Divider	97-0-024-00	PB152 DIV
Divider	97-0-025-00	PB186 DIV



08-4-550-00	ATTSPB0507.0460	140 x 507 x 460	1,7
08-4-600-00	ATTSPB0760.0460	140 x 760 x 460	2,5
08-4-650-00	ATTSPB1014.0460	140 x 1014 x 460	3,0
08-4-700-00	ATTSPB1267.0460	140 x 1267 x 460	3,6
08-4-750-00	ATTSPB1521.0460	140 x 1521 x 460	4,1


* Divided flat surface load 60 kgs



Bin	97-0-021-00	PB 400/152	83 x 93 x 400
Bin	97-0-022-00	PB 400/186	83 x 152 x 400
Bin	97-0-020-00	PB 400/93	83 x 186 x 400

Divider	97-0-023-00	PB93 DIV
Divider	97-0-024-00	PB152 DIV
Divider	97-0-025-00	PB186 DIV





**10 RACKS ON TOP
OF MODULES**

09 Racks on top of modules Various racks.

ATT rack to finish off the open top of a module.



Top rack.

Rack comes in 3 depths and 5 widths.
3 dividers included.




EAN	ARTICLE	Dimensions / mm		Weight / kg
		Height	Width x Depth	
08-2-050-00	ATT 0507.0260	105	507 x 260	2,5
08-2-070-00	ATT 0760.0260	105	760 x 260	3,8
08-2-100-00	ATT 1014.0260	105	1014 x 260	4,9
08-2-120-00	ATT 1267.0260	105	1267 x 260	5,8
08-2-150-00	ATT 1521.0260	105	1521 x 260	7,0
08-2-177-00	ATT 1774.0260	105	1774 x 260	7,8
08-2-202-00	ATT 2028.0260	105	2028 x 260	9,2

08-3-050-00	ATT 0507.0360	105	507 x 360	3,4
08-3-070-00	ATT 0760.0360	105	760 x 360	4,8
08-3-100-00	ATT 1014.0360	105	1014 x 360	6,4
08-3-120-00	ATT 1267.0360	105	1267 x 360	7,0
08-3-150-00	ATT 1521.0360	105	1521 x 360	8,3
08-3-177-00	ATT 1774.0360	105	1774 x 360	9,4
08-3-202-00	ATT 2028.0360	105	2028 x 360	10,5

08-4-050-00	ATT 0507.0460	105	507 x 460	4,1
08-4-070-00	ATT 0760.0460	105	760 x 460	5,8
08-4-100-00	ATT 1014.0460	105	1014 x 460	7,8
08-4-120-00	ATT 1267.0460	105	1267 x 460	8,3
08-4-150-00	ATT 1521.0460	105	1521 x 460	9,5
08-4-177-00	ATT 1774.0460	105	1774 x 460	11,7
08-4-177-00	ATT 2028.0460	105	2028 x 460	13,2

* Divided flat surface load 70 kgs

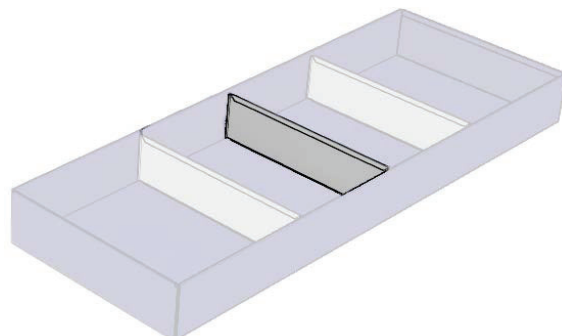


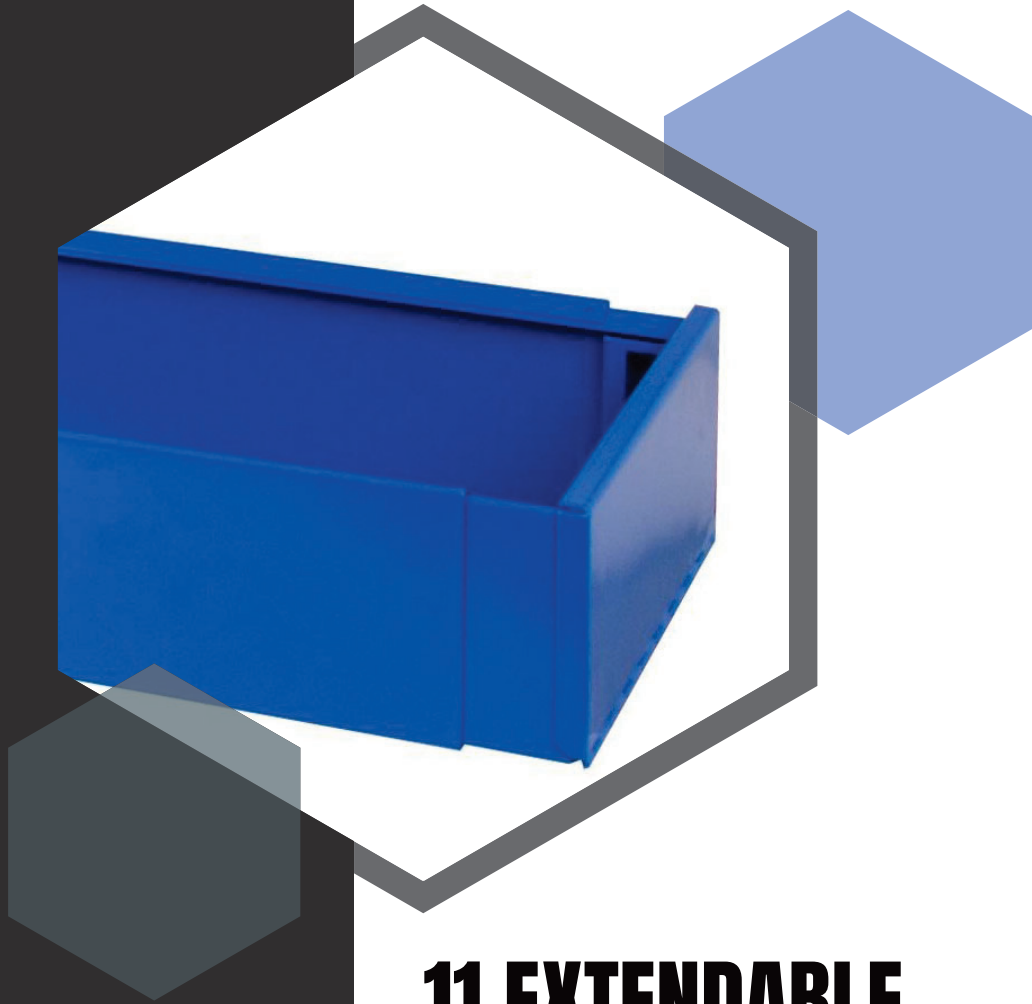
Additional dividers.

Dividers per piece with 4
mounting blocks.



08-2-200-00	ADTT 0260	100	x 260	0,2
08-3-200-00	ADTT 0360	100	x 360	0,3
08-4-200-00	ADTT 0460	100	x 460	0,4





11 EXTENDABLE TOP TRAY

11 Extendable top tray.

AECTT length extendable tray with flap.



Top tray extendable in length.

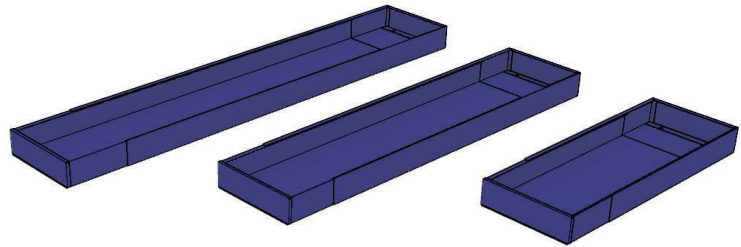
Tray has a small flap on one side so long parts can be slid in.


The AECTT trays are also used to hang on the walls inside the vans. supported on MB brackets.



EAN	ARTICLE	Dimensions / mm Height X Width x Depth	Weight / kg
09-2-100-00	AECTT 1014.0260	105 x 1014/1600 x 260	2,9
09-2-160-00	AECTT 1600.0260	105 x 1600/3100 x 260	12,2
09-2-200-00	AECTT 2000.0260	105 x 2000/3900 x 260	14,9
09-3-100-00	AECTT 1014.0360	105 x 1014/1600 x 360	3,4
09-3-160-00	AECTT 1600.0360	105 x 1600/3100 x 360	14,7
09-3-200-00	AECTT 2000.0360	105 x 2000/3900 x 360	17,5
09-4-100-00	AECTT 1014.0460	105 x 1014/1600 x 460	4,1
09-4-160-00	AECTT 1600.0460	105 x 1600/3100 x 460	15,9
09-4-200-00	AECTT 2000.0460	105 x 2000/3900 x 460	19,9

* Divided flat surface load 70 kgs





12 CABINET


12 Cabinet Complete cabinet or parts to mount between SP elements.

SUC complete cabinet.



Cabinet.

Door can be mounted to open left or right. From the height 630 it comes with one standard shelf.

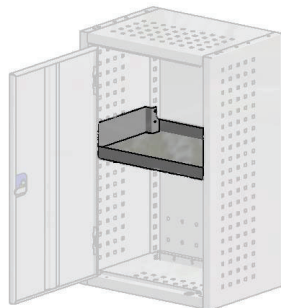


EAN	ARTICLE	Dimensions / mm	
		Height X Width x Depth	Weight / kg
10-3-010-00	SUC 0315.0360	315 x 507 x 360	8,5
10-3-060-00	SUC 0420.0360	420 x 507 x 360	10,0
10-3-110-00	SUC 0525.0360	525 x 507 x 360	11,4
10-3-160-00	SUC 0630.0360	630 x 507 x 360	13,0
10-3-210-00	SUC 0735.0360	735 x 507 x 360	14,7
10-3-260-00	SUC 0840.0360	840 x 507 x 360	16,4
10-3-285-00	SUC 0945.0360	945 x 507 x 360	17,8
10-3-310-00	SUC 1050.0360	1055 x 507 x 360	19,2
10-3-340-00	SUC 1155.0360	1155 x 507 x 360	20,1
10-3-360-00	SUC 1260.0360	1260 x 507 x 360	22,1

10-4-010-00	SUC 0315.0460	315 x 507 x 460	10,6
10-4-060-00	SUC 0420.0460	420 x 507 x 460	12,2
10-4-110-00	SUC 0525.0460	525 x 507 x 460	13,8
10-4-160-00	SUC 0630.0460	630 x 507 x 460	15,4
10-4-210-00	SUC 0735.0460	735 x 507 x 460	17,0
10-4-260-00	SUC 0840.0460	840 x 507 x 460	18,6
10-4-285-00	SUC 0945.0460	945 x 507 x 460	20,1
10-4-310-00	SUC 1050.0460	1055 x 507 x 460	21,7
10-4-340-00	SUC 1155.0460	1155 x 507 x 460	23,1
10-4-360-00	SUC 1260.0460	1260 x 507 x 460	24,9

Additional shelf.

For 360 or 460

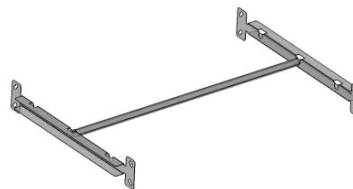


10-3-900-00	ATSUC 0360	70 x 507 x 360	0,9
10-4-900-00	ATSUC 0460	70 x 507 x 460	1,2

Optional cloths bar.

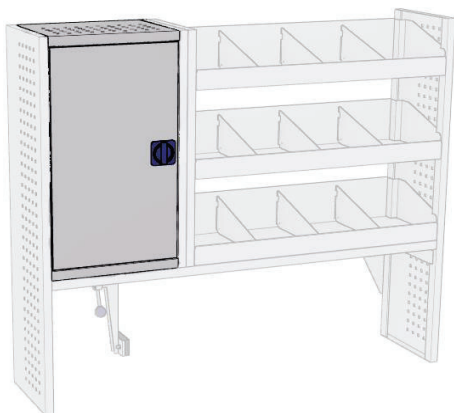
For 360 or 460 depth.

10-0-020-00	CH 0360	70 x 507 x 360	0,5
10-0-030-00	CH 0460	70 x 507 x 460	0,6



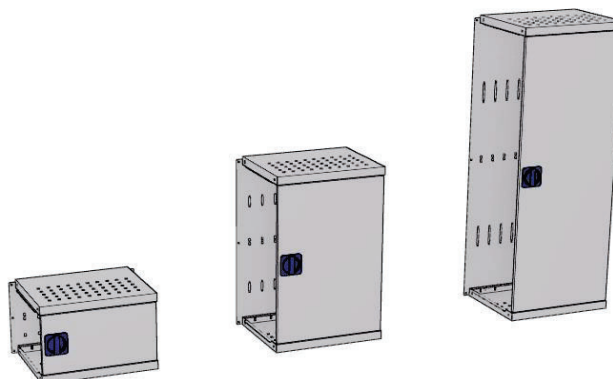
Cabinet without sides.

Door can be mounted to open left or right. From the height 630 it comes with one standard shelf.



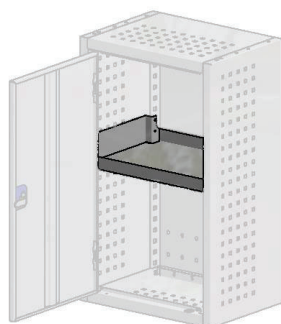
EAN	ARTICLE	Dimensions / mm		Weight / kg
		Height X	Width x Depth	
10-3-410-00	SUCNSP0315.0360	315 x 507	x 360	5,5
10-3-460-00	SUCNSP0420.0360	420 x 507	x 360	6,3
10-3-510-00	SUCNSP0525.0360	525 x 507	x 360	6,7
10-3-560-00	SUCNSP0630.0360	630 x 507	x 360	8,8
10-3-610-00	SUCNSP0735.0360	735 x 507	x 360	9,5
10-3-660-00	SUCNSP0840.0360	840 x 507	x 360	9,9
10-3-685-00	SUCNSP0945.0360	945 x 507	x 360	10,3
10-3-710-00	SUCNSP1050.0360	1055 x 507	x 360	10,9
10-3-740-00	SUCNSP1155.0360	1155 x 507	x 360	11,3
10-3-760-00	SUCNSP1260.0360	1260 x 507	x 360	12,1

10-4-410-00	SUCNSP0315.0460	315 x 507	x 460	7,3
10-4-460-00	SUCNSP0420.0460	420 x 507	x 460	7,9
10-4-510-00	SUCNSP0525.0460	525 x 507	x 460	8,1
10-4-560-00	SUCNSP0630.0460	630 x 507	x 460	9,2
10-4-610-00	SUCNSP0735.0460	735 x 507	x 460	9,8
10-4-660-00	SUCNSP0840.0460	840 x 507	x 460	10,4
10-4-685-00	SUCNSP0945.0460	945 x 507	x 460	11,1
10-4-710-00	SUCNSP1050.0460	1055 x 507	x 460	11,7
10-4-740-00	SUCNSP1155.0460	1155 x 507	x 460	12,1
10-4-760-00	SUCNSP1260.0460	1260 x 507	x 460	13,0



Additional shelf.

For 360 or 460

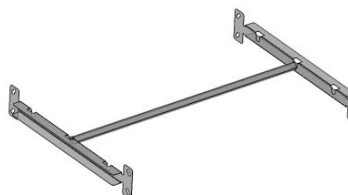


10-3-900-00	ATSUC 0360	70 x 507	x 360	0,9
10-4-900-00	ATSUC 0460	70 x 507	x 460	1,2

Optional cloths bar.

For 360 or 460 depth.

10-0-020-00	CH 0360	70 x 507	x 360	0,5
10-0-030-00	CH 0460	70 x 507	x 460	0,6



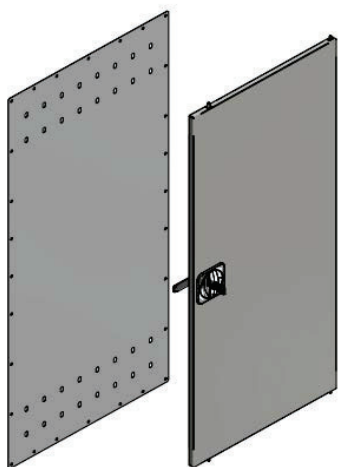
SUCDB door & backplate only.



Cabinet - door & backplate only.

Door can be mounted to open left or right.

Requires SUCTB for installation!




EAN	ARTICLE	Dimensions / mm Height X Width x Depth	Weight / kg
10-4-410-05	SUCDB 0315	315 x 507	1,8
10-4-460-05	SUCDB 0420	420 x 507	2,6
10-4-510-05	SUCDB 0525	525 x 507	3,0
10-4-560-05	SUCDB 0630	630 x 507	4,2
10-4-610-05	SUCDB 0735	735 x 507	4,9
10-4-660-05	SUCDB 0840	840 x 507	5,3
10-4-685-05	SUCDB 0945	945 x 507	5,7
10-4-710-05	SUCDB 1050	1055 x 507	6,1
10-4-740-05	SUCDB 1155	1155 x 507	6,5
10-4-760-05	SUCDB 1260	1260 x 507	6,9

Cabinet

TOP & BOTTOM



10-3-460-04	SUCTB 0360	70 x 507 x 360	3,7
10-3-460-06	SUCTB 0460	70 x 507 x 460	4,5



13 ON & UNDER MODULES

13 on and under Modules.


WP wooden top.



Wooden plate with steel edges.



EAN	ARTICLE	Dimensions / mm		Weight / kg
		Height	Width x Depth	
20-3-050-00	WP 0507.0360	35	507 x 360	3,4
20-3-070-00	WP 0760.0360	35	760 x 360	5,1
20-3-100-00	WP 1014.0360	35	1014 x 360	6,9
20-3-120-00	WP 1267.0360	35	1267 x 360	8,6
20-3-150-00	WP 1521.0360	35	1521 x 360	10,3
20-4-050-00	WP 0507.0460	35	507 x 460	4,2
20-4-070-00	WP 0760.0460	35	760 x 460	6,3
20-4-100-00	WP 1014.0460	35	1014 x 460	8,4
20-4-120-00	WP 1267.0460	35	1267 x 460	10,6
20-4-150-00	WP 1521.0460	35	1521 x 460	12,7



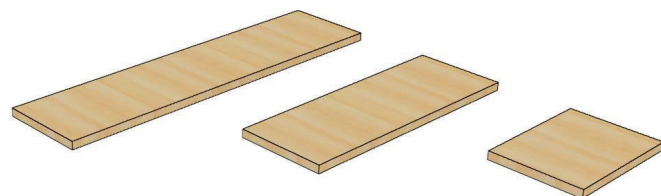
SWP wooden top.



Wooden plate.

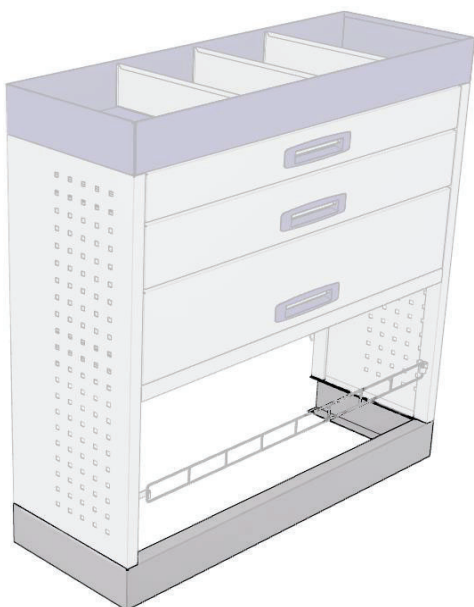


EAN	ARTICLE	Dimensions / mm		Weight / kg
		Height	Width x Depth	
20-3-055-00	SWP 0507.0360	35	507 x 360	3,0
20-3-075-00	SWP 0760.0360	35	760 x 360	4,5
20-3-105-00	SWP 1014.0360	35	1014 x 360	6,0
20-3-125-00	SWP 1267.0360	35	1267 x 360	7,8
20-3-155-00	SWP 1521.0360	35	1521 x 360	8,5
20-4-055-00	SWP 0507.0460	35	507 x 460	3,7
20-4-075-00	SWP 0760.0460	35	760 x 460	5,5
20-4-105-00	SWP 1014.0460	35	1014 x 460	7,4
20-4-125-00	SWP 1267.0460	35	1267 x 460	8,0
20-4-155-00	SWP 1521.0460	35	1521 x 460	11,0



Frame to increase height.

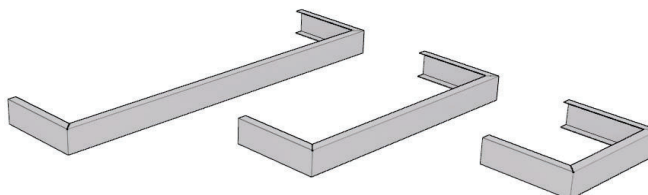
Frame to increase heights of modules.




EAN	ARTICLE	Dimensions / mm	
		Height X Width x Depth	Weight / kg
98-2-050-00	MHI 0507.0260	105 x 507 x 260	2,0
98-2-070-00	MHI 0760.0260	105 x 760 x 260	2,5
98-2-100-00	MHI 1014.0260	105 x 1014 x 260	3,1
98-2-120-00	MHI 1267.0260	105 x 1267 x 260	3,6
98-2-150-00	MHI 1521.0260	105 x 1521 x 260	4,1

98-3-050-00	MHI 0507.0360	105 x 507 x 360	2,4
98-3-070-00	MHI 0760.0360	105 x 760 x 360	3,0
98-3-100-00	MHI 1014.0360	105 x 1014 x 360	3,5
98-3-120-00	MHI 1267.0360	105 x 1267 x 360	4,2
98-3-150-00	MHI 1521.0360	105 x 1521 x 360	4,5

98-4-050-00	MHI 0507.0460	105 x 507 x 460	2,8
98-4-070-00	MHI 0760.0460	105 x 760 x 460	3,3
98-4-100-00	MHI 1014.0460	105 x 1014 x 460	3,9
98-4-120-00	MHI 1267.0460	105 x 1267 x 460	4,4
98-4-150-00	MHI 1521.0460	105 x 1521 x 460	4,9





14 WORKBENCHES

14 Workbenches various types of workbenches.

EWB intergrated slide-open workbench in module.

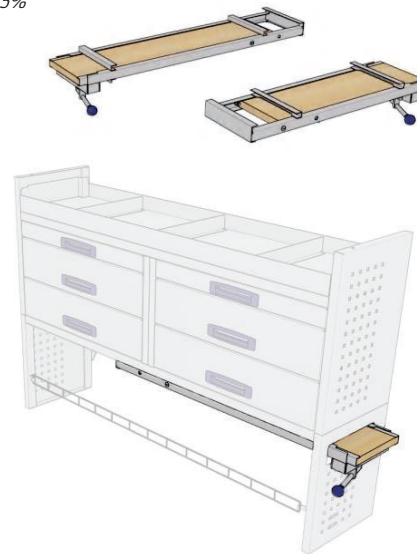
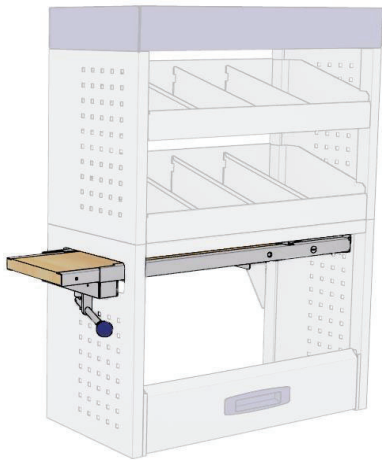


Slide open workbench.

These workbenches are integrated in a module. They need to be combined with the special sides SPWB Left or Right and always mounted under a CF. The 760 type is when the module must be narrow 760mm, for all wider modules the 1014 type is advised.

EAN	ARTICLE	Dimensions / mm Height X Width x Depth	Weight / kg
19-0-060-00	EWB 0760	105 x 760 x 360	8,8
19-0-050-00	EWB 1014	105 x 1014 x 360	10,9

* Without LEWB, max surface load fully opened 40kgs
 ** Workbench top 215mm wide
 *** Opens 75%



Support leg for EWB.

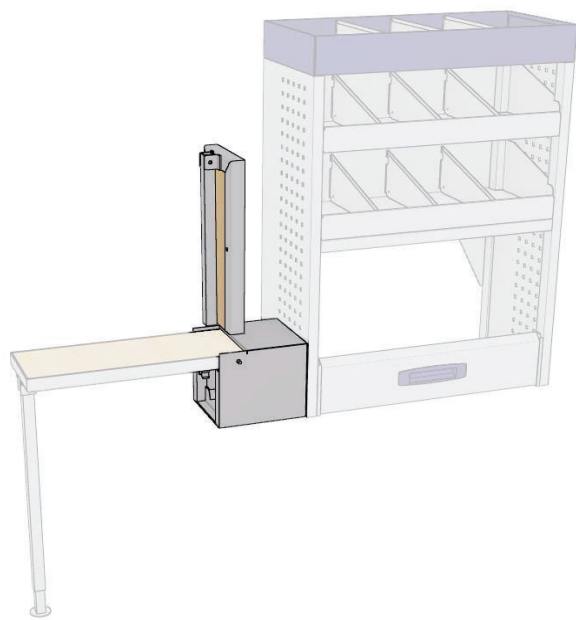
When an extra steady workplate is required this optional Leg can be used.

19-0-080-00	LEWB	Min 650 Max 1150	2,0
-------------	------	------------------	-----



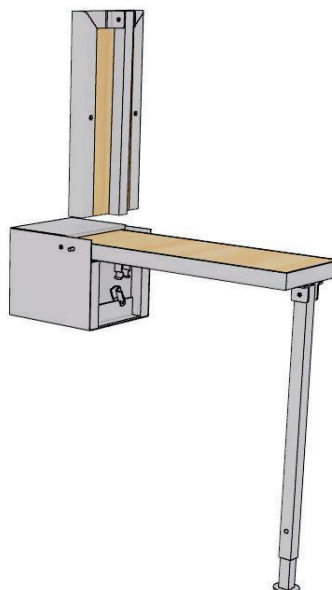
Workbench unit foldable.

This unit is placed on the Vans floor, often behind a module at the rear end of a Van.



EAN	ARTICLE	Dimensions / mm Height X Width x Depth	Weight / kg
19-0-100-00	FWB	770 x 280 x 240	15,3

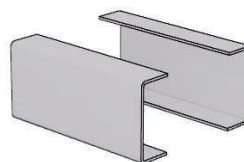
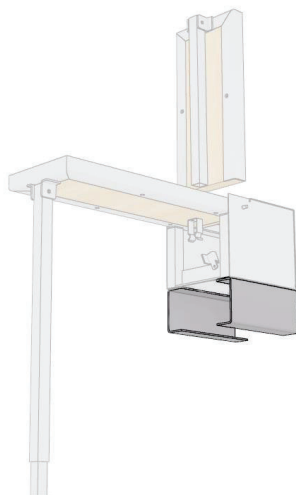
* max surface load fully opened 60kgs
** Bench worktop is 215 x 500mm



To increase the height of the Workbench unit foldable.

These supports offer the possibility to place to FWB higher.

19-0-140-00	UFWB	120 x 280 x 240	3,3
-------------	------	-----------------	-----



FWBT workbench unit telescopic foldable.

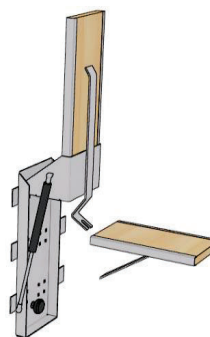
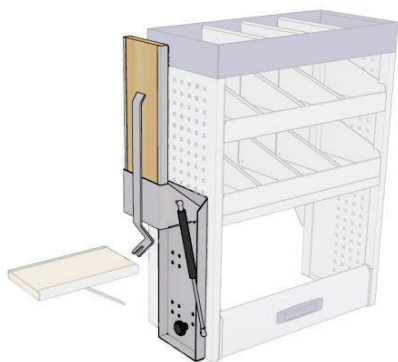


Workbench unit foldable.

This unit is placed on the Vans floor, often behind a module at the rear end of a Van. The worktop has telescopic gas springs to open and close.

EAN	ARTICLE	Dimensions / mm Height X Width x Depth	Weight / kg
19-0-250-00	FWBT	1094 x 360 x 200	14,0

* max surface load fully opened 40kgs
** Bench worktop is 190 x x430mm



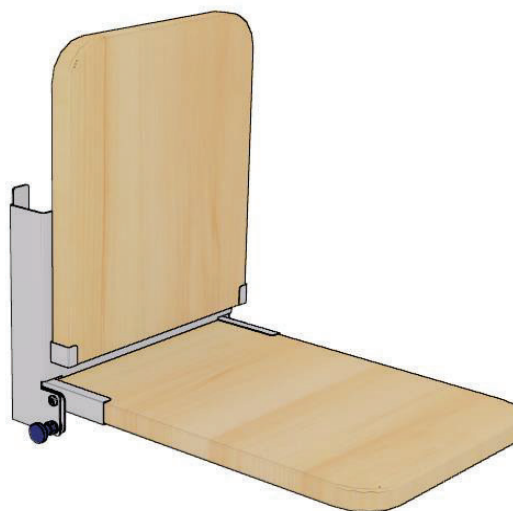
FWBW writing table.



Writing top foldable.

EAN	ARTICLE	Dimensions / mm Height X Width x Depth	Weight / kg
19-3-500-00	FWBW 0360	300 x 510 x 350	4,9

* max surface load fully opened 15kgs
** Bench worktop is 325 x x450mm





15 ACCESSORIES

15 Accessories.

FBH rack for storage of several cans.



Can storage rack.

Jerrycans, Freoncans, watercans etc. can be stored and secured on and under this rack.



EAN	ARTICLE	Dimensions / mm Height X Width x Depth	Weight / kg
27-2-010-00	FBH 1014.0260	840 x 1014 x 260	13,1
27-2-030-00	FBH 1521.0260	840 x 1521 x 260	17,5
27-3-200-00	FBH 1014.0360	840 x 1014 x 360	15,3
27-4-010-00	FBH 1014.0460	840 x 1014 x 460	17,5

* max divided surface load 70kgs

Back perforbar



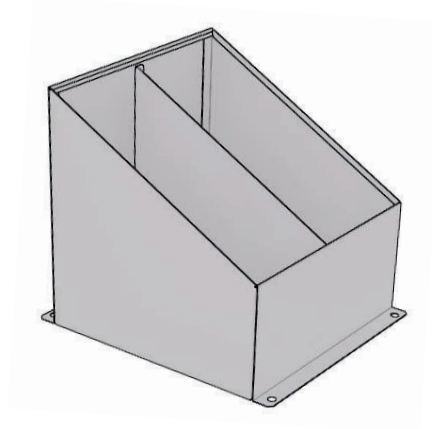
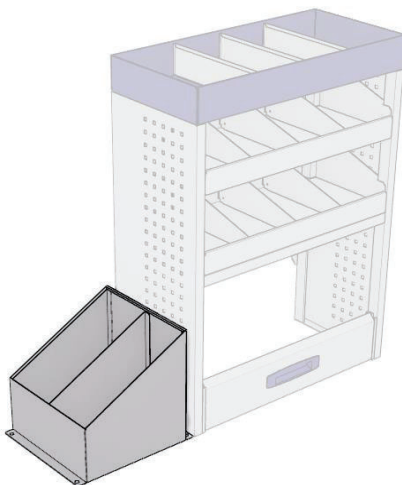
EAN	ARTICLE	Dimensions / mm Height X Width x Depth	Weight / kg
27-0-001-00	Perfo FBH 1014	135 x 1014	1,7
27-0-002-00	Perfo FBH 1267	135 x 1267	2,2
27-0-003-00	Perfo FBH 1521	135 x 1521	2,6

JCH unit for storage of Jerry-cans.



Jerry-Can storage unit.

Unit can be placed anywhere on the floor.



EAN	ARTICLE	Dimensions / mm Height X Width x Depth	Weight / kg
27-0-060-00	JCH	375 x 405 x 360	5,0

JCH3 & JCH3 PLUS unit for storage of Watercan.

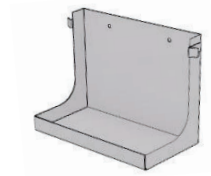


Watercan storage unit.

Unit can be placed anywhere on the floor.

This JCH3 is only the holder.

EAN	ARTICLE	Dimensions / mm Height X Width x Depth	Weight / kg
27-0-110-00	JCH 3	226 x 153 x 325	1,2

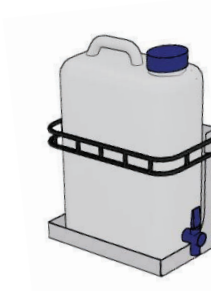


Watercan storage unit.

Unit can be placed anywhere on the floor.

This JCH3 PLUS is complete with can and rubber band.

27-1-111-00	JCH 3 PLUS	400 x 153 x 325	1,8
-------------	------------	-----------------	-----



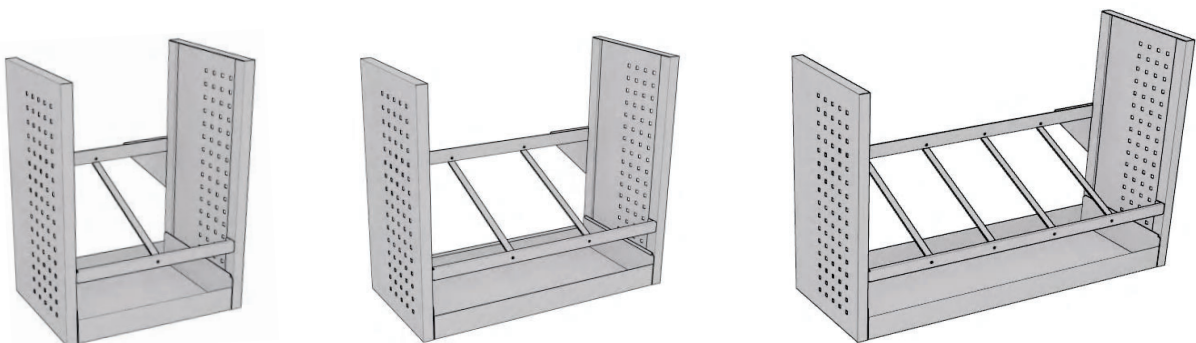
JCH modules for storage of Jerry-cans.



Complete modules.

Modules with watertight spill tray on the bottom.

EAN	ARTICLE	Dimensions / mm Height X Width x Depth	Weight / kg
27-3-010-00	JCH 0507.0360	700 x 507 x 360	9,7
27-3-060-00	JCH 0760.0360	700 x 760 x 360	7,2
27-3-110-00	JCH 1014.0360	700 x 1014 x 360	9,0

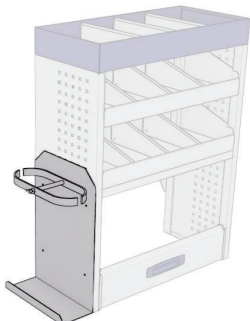


GBH 10 for storage of gas-bottles.



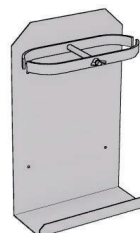
Gas bottle unit.

Holder for 2 gas bottles.



EAN	ARTICLE	Dimensions / mm Height X Width x Depth	Weight / kg
27-0-160-00	GBH 10	600 x 150 x 360	4,6

** for bottles diametre 150mm max.*



GBHV bracket for gas bottle.



Bracket for gas bottle.

These brackets are sold per piece



EAN	ARTICLE	Dimensions / mm Height X Width x Depth	Weight / kg
10-0-040-00	GBHV	30 x 26 x 360	0,3

** for bottles diametre 150mm max.*

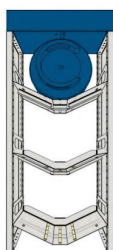


GHT gas bottle holder tray



Tray for gas bottle.

These brackets are sold per piece with straps.



EAN	ARTICLE	Dimensions / mm Height X Width x Depth	Weight / kg
10-0-050-00	GHT	192 x 507 x 460	4,5



LPH brackets with 110mm PVC pipes.

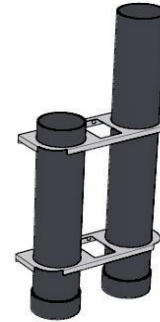


Brackets with pipes.

These brackets and pipes allows you to store any long shaped parts upright, as long as they fit in a diametre a 110mm. 2 110mm long 800mm pipes are included, they can be shortened if required.



EAN	ARTICLE	Dimensions / mm Height X Width x Depth	Weight / kg
27-1-114-00	LPH	750 x 130 x 358	3,2



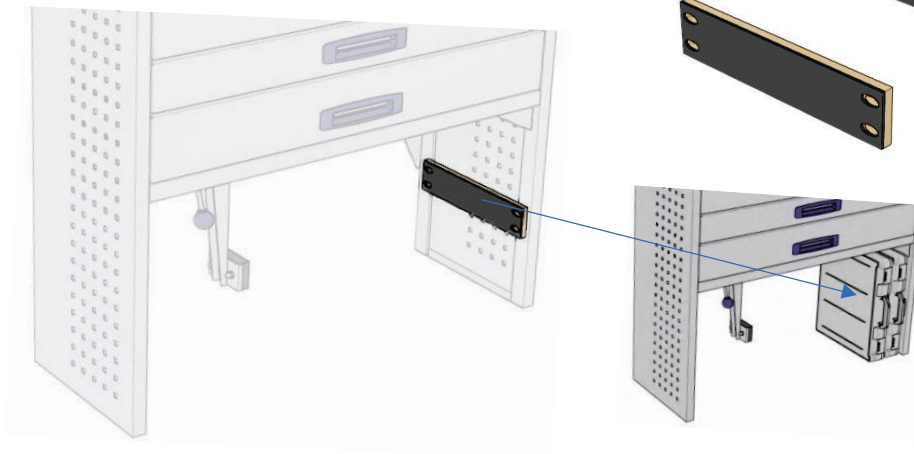
KAS plates.



Woodplates dressed with rubber.

These plates can be used to prevent boxes and or cases to slide into the SP elements.

EAN	ARTICLE	Dimensions / mm Height X Width x Depth	Weight / kg
12-3-200-00	KAS 0360	140 x x 340 x 12	0,9
12-4-200-00	KAS 0460	140 x x 440 x 12	0,7



HRS & LTG sets.



2 Hooks or sets of hooks and rubber band.

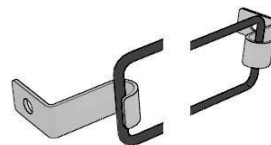
These hooks can be mounted on the SP elements and in the hooks, rubber bands can be stretched.

Also we have complete sets for all our system widths, hooks and rubberband.



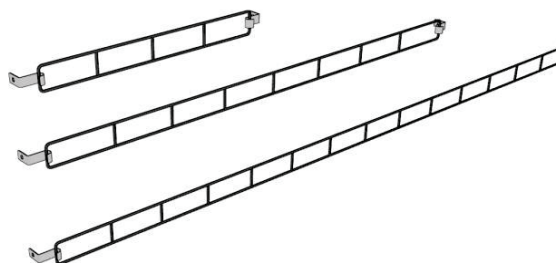
EAN	ARTICLE	Dimensions / mm Height X Width x Depth	Weight / kg
27-0-220-00	HRS	10 x 10 x 30	0,0

** only 2 hooks*



27-7-507-00	LTG 0507	30 x 507 x 10	0,2
27-7-760-00	LTG 0760	30 x 760 x 10	0,2
27-7-014-00	LTG 1014	30 x 1014 x 10	0,3
27-7-267-00	LTG 1267	30 x 1267 x 10	0,3
27-7-521-00	LTG 1521	30 x 1521 x 10	0,4

** 2 hooks and rubberband, set.*

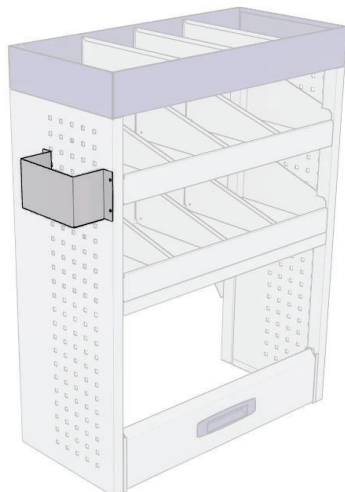


FAKH.



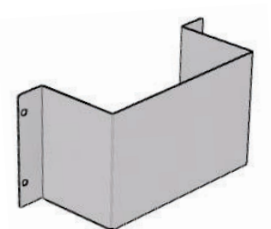
Holder for First Aid Kit.

For First Aid Box size max 85 x 235mm.



EAN	ARTICLE	Dimensions / mm Height X Width x Depth	Weight / kg
29-0-010-00	FAKH	122 x 240 x 90	0,1

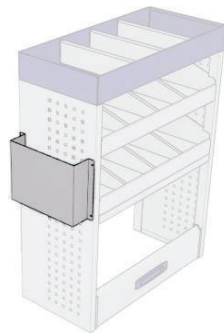
** for First Aid Box size max 85 x 235mm*



FH2.

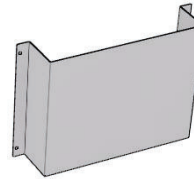


Holder for Documents.



EAN	ARTICLE	Dimensions / mm Height X Width x Depth	Weight / kg
29-0-110-00	FH 2	242 x 360 x 77	0,4


** internal size max 73 x 300mm*



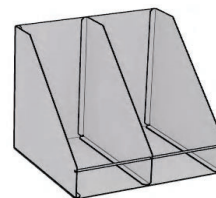
OM.



Holder for Document book and other archive papers.



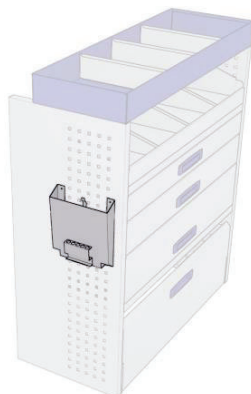
EAN	ARTICLE	Dimensions / mm Height X Width x Depth	Weight / kg
29-0-160-00	OM	302 x 360 x 302	4,4



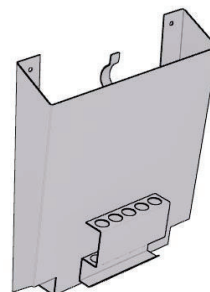
FH.



Holder for Documents and pens.



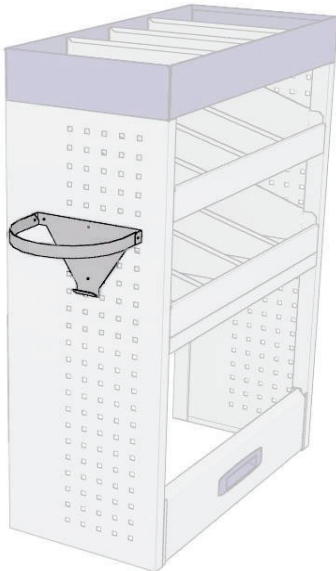
EAN	ARTICLE	Dimensions / mm Height X Width x Depth	Weight / kg
27-0-210-00	FH		0.8



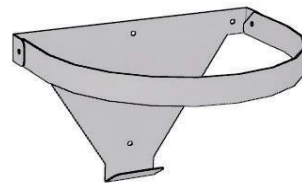
HH.



Holder safety helmets.



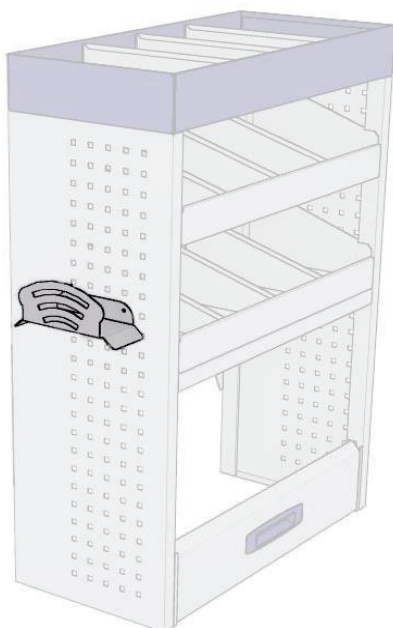
EAN	ARTICLE	Dimensions / mm Height X Width x Depth	Weight / kg
29-0-030-00	HH	160 x 181 x 235	0,6



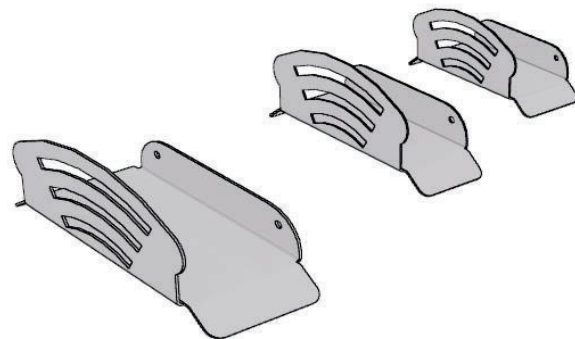
HR & HRM & HRX.



Holder for Hoses.



EAN	ARTICLE	Dimensions / mm Height X Width x Depth	Weight / kg
29-0-040-00	HR	110 x 100 x 226	0,3
29-0-060-00	HRM	129 x 293 x 100	0,7
29-0-070-00	HRX	135 x 383 x 150	1,1

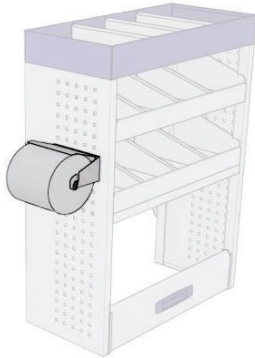


HP 300.

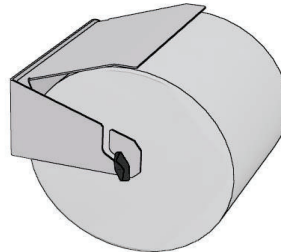


Paper towel holder.

incl 1 roll paper towels.



EAN	ARTICLE	Dimensions / mm Height X Width x Depth	Weight / kg
29-0-080-00	HP 300	200 x 220 x 220	4,1



Extra rolls Paper towels.

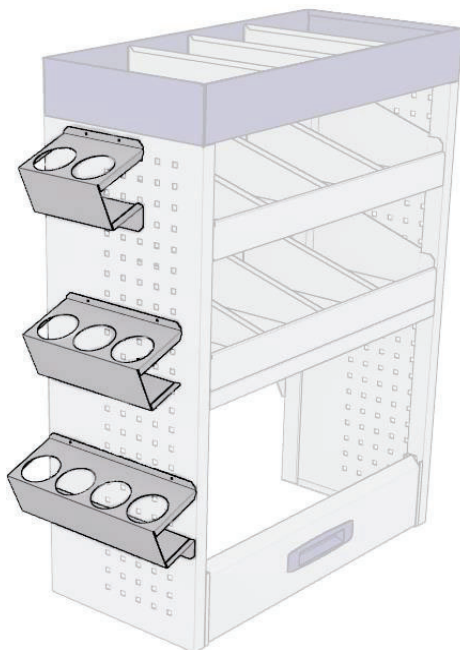
29-0-080-10	PT 300	190 x 190 x 320mtr.	2,3
-------------	--------	---------------------	-----

SCH.

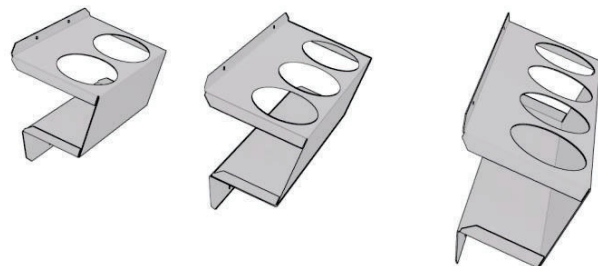


Can holder skew.

Can diameter 74mm max.
For example: Spay paint cans.

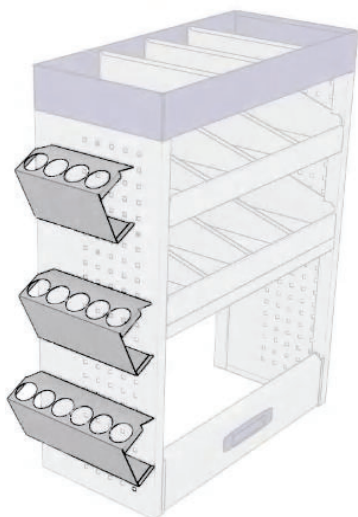


EAN	ARTICLE	Dimensions / mm Height X Width x Depth	Weight / kg
27-0-120-00	SCH 002	165 x 184 x 115	0,4
27-0-130-00	SCH 003	165 x 271 x 115	0,6
27-0-140-00	SCH 004	165 x 358 x 115	0,8

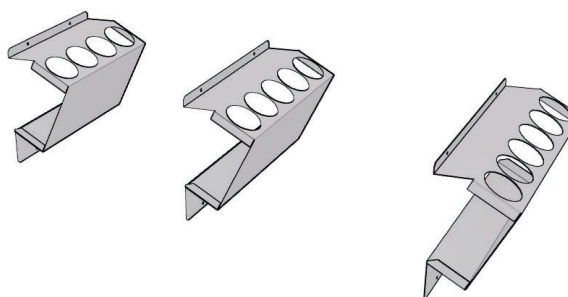


Can holder skew.

Can diameter 54mm max.
For example: Silicone kit holders.

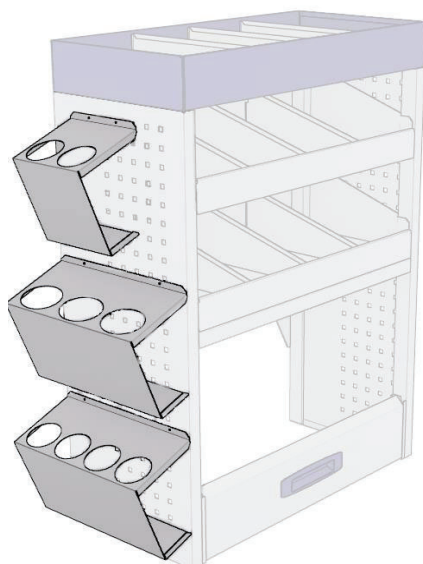


EAN	ARTICLE	Dimensions / mm		Weight / kg
		Height	X Width x Depth	
27-0-150-00	SKH 004	215	x 0240 x 117	0,7
27-0-155-00	SKH 005	215	x 0299 x 117	0,9
27-0-170-00	SKH 006	215	x 0358 x 117	0,9

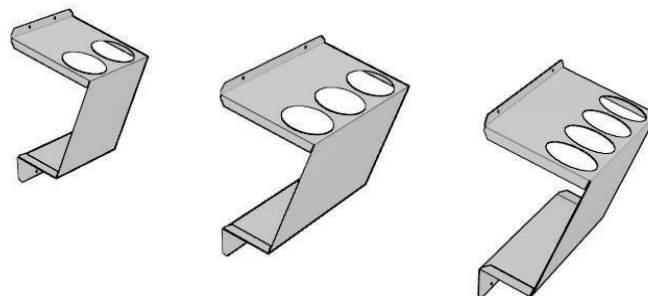


FoamCan holder skew.

Can diameter 74mm max.
For example: Building Foam can.



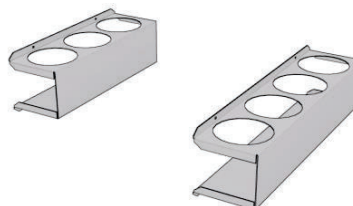
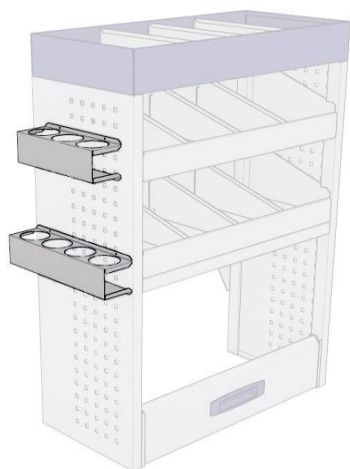
EAN	ARTICLE	Dimensions / mm		Weight / kg
		Height	X Width x Depth	
27-0-180-00	FH 002	184	x 292 x 148	0,7
27-0-190-00	FH 003	292	x 271 x 148	1,0
27-0-200-00	FH 004	292	x 358 x 148	1,3



Spray Can holder straight.

Can diametre 74mm max.
For example: Building Foam can.

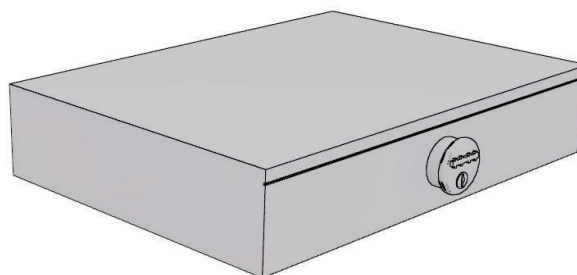
EAN	ARTICLE	Dimensions / mm	
		Height X Width x Depth	Weight / kg
27-0-230-00	SDH-3F	100 x 86 x 271	0,6
27-0-240-00	SDH-4F	100 x 86 x 358	0,7



**Safe for lap top or other
electronical devices.**

Key and number lock, strong steel safe.
330mm x 440mm extractable tray size.

EAN	ARTICLE	Dimensions / mm	
		Height X Width x Depth	Weight / kg
28-0-010-00	LTS	507 x 360 x 105	12,0




BV5.



Coverplate air in/outlet.

Brushed stainless steel perforated plate.

EAN	ARTICLE	Dimensions / mm Height X Width x Depth	Weight / kg
30-0-010-00	BV 5	280 x 123 x 2	0,3



BL.



Bottom ventilation box.

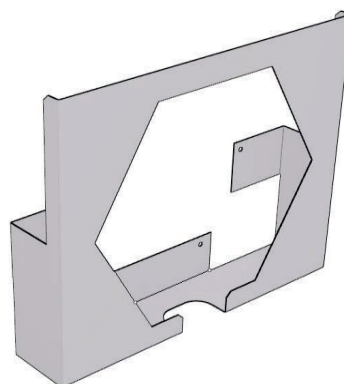
EAN	ARTICLE	Dimensions / mm Height X Width x Depth	Weight / kg
30-0-060-00	BL	80 x 155 x 155	1,2



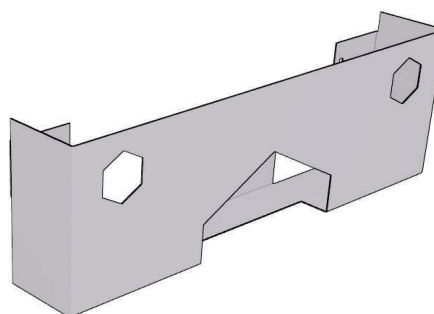
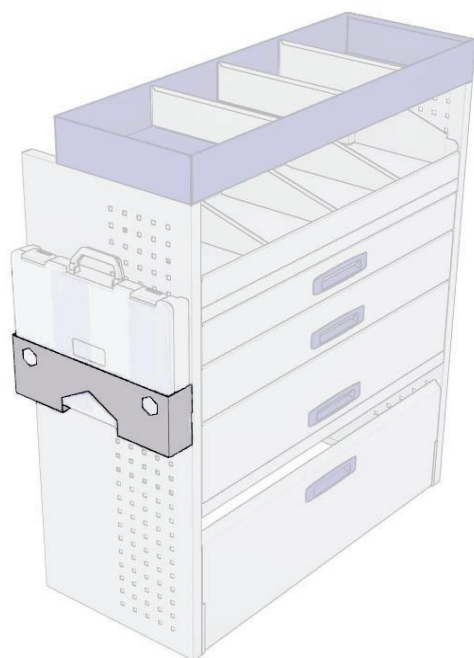
Holder for cases steel and or plastic.

In vertical or horizontal position.

EAN	ARTICLE	Dimensions / mm Height X Width x Depth	Weight / kg
14-5-001-00	HSCPV	300 x 70 x 360	0,8



EAN	ARTICLE	Dimensions / mm Height X Width x Depth	Weight / kg
14-5-002-00	HSCPH	150 x 70 x 440	0,8





16 CASES/BINS

16 Cases/bins various types of assortment cases.

Various assortment-bins.



Bins in 2 heights:
45mm and 63mm.



EAN	ARTICLE	Dimensions / mm Height X Width x Depth	Colour
97-0-101-00	B1-1	45 x 54 x 54	RED
97-0-102-00	B1-2	45 x 54 x 108	YELLOW
97-0-103-00	B1-3	45 x 108 x 108	BLUE
97-0-104-00	B1-4	45 x 162 x 108	GREEN
97-0-105-00	B1-5	45 x 216 x 108	GREY

97-0-201-00	B2-1	63 x 54 x 54	RED
97-0-202-00	B2-2	63 x 54 x 108	YELLOW
97-0-203-00	B2-3	63 x 108 x 108	BLUE
97-0-204-00	B2-4	63 x 162 x 108	GREEN
97-0-205-00	B2-5	63 x 216 x 108	GREY

* Our cases have some pre-arranged bin configurations

** other configurations can be made as wished also in the low drawers



Small case.



EAN	ARTICLE	Dimensions / mm Height X Width x Depth	Weight / kg	Bins
14-6-010-00	SCS 66.0	66 x 330 x 220	2,2	EMPTY
14-6-040-00	SCS 66.14	66 x 330 x 220	2,3	2x B2-3 4x B2-2 8x B2-1

* load max. 20kgs



Standard cases. 66



EAN	ARTICLE	Dimensions / mm Height X Width x Depth	Weight / kg	Bins
14-6-070-00	SC 66.0	66 x 440 x 330	3,0	EMPTY
14-6-100-00	SC 66.6	66 x 440 x 330	3,1	6x B2-5
14-6-130-00	SC 66.8	66 x 440 x 330	3,8	8x B2-4
14-6-160-00	SC 66.12	66 x 440 x 330	3,7	12x B2-3
14-6-190-00	SC 66.18	66 x 440 x 330	3,8	12x B2-2 6x B2-3
14-6-220-00	SC 66.23	66 x 440 x 330	3,5	12x B2-1 6x B2-2 3x B2-3 2x B2-4
14-6-250-00	SC 66.24	66 x 440 x 330	3,9	24x B2-2
14-6-310-00	SC 66.48	66 x 440 x 330	4	48x B2-1

* load max. 30kgs



Standard cases. 100



EAN	ARTICLE	Dimensions / mm Height X Width x Depth	Weight / kg	Bins
14-1-010-00	SC100.0	100 x 440 x 330	3,6	EMPTY
14-1-040-00	SC100.27	100 x 440 x 330	5,4	12x B1-2 12x B1-3 3x B1-5
14-1-070-00	SC100.30	100 x 440 x 330	5,5	24x B1-2 6x B1-5
14-1-100-00	SC100.32	100 x 440 x 330	5,5	12x B1-1 6x B1-2 9x B1-3 2x B1-4 3x B1-5
14-1-130-00	SC100.36	100 x 440 x 330	5,5	30x B1-2 3x B1-3 3x B1-3
14-1-160-00	SC100.47	100 x 440 x 330	5,6	24x B1-1 12x B1-2 9x B1-3 2x B1-4

* load max. 30kgs



Standard cases. 130



EAN	ARTICLE	Dimensions / mm Height X Width x Depth	Weight / kg	Bins
14-3-010-00	SC130.0	130 x 440 x 330	4,8	EMPTY
14-3-040-00	SC130.24	130 x 440 x 330	6,2	24x B1-3
14-3-070-00	SC130.46	130 x 440 x 330	6,4	24x B2-1 12x B2-2 6x B2-3 4x B2-4

* load max. 30kgs



Standard cases. 170 & 275

14-7-010-00	SC170.0	170 x 440 x 330	4,1	EMPTY
14-8-010-00	SC275.0	275 x 440 x 330	5,3	EMPTY

* load max. 30kgs




Inlay tray .



EAN	ARTICLE	Dimensions / mm Height X Width x Depth	Weight / kg
14-1-011-00	TSC 100	46 x 432 x 321	1,1
14-3-011-00	TSC 130	65 x 432 x 321	1,2


Divider set for SC.




EAN	ARTICLE	Dimensions / mm Height X Width x Depth	Weight / kg
14-6-340-00	SCI 66	66 x 440 x 330	4,7
14-1-190-00	SCI 100	100 x 440 x 330	5,4
14-3-100-00	SCI 130	130 x 440 x 330	6,4
14-7-040-00	SCI 170	170 x 440 x 330	7,5

Parts to assemble
Divider set for SC
when other than
standard set.

EAN	ARTICLE		Weight / kg
14-6-370-00	IC 0066	Outside frame	1,5
14-1-220-00	IC 0100	Outside frame	2,1
14-3-130-00	IC 0130	Outside frame	2,7
14-7-070-00	IC 0170	Outside frame	3,3



14-6-400-00	DHSCI 66	Length divider	0,2
14-1-250-00	DHSCI 100	Length divider	0,3
14-3-160-00	DHSCI 130	Length divider	0,4
14-7-100-00	DHSCI 170	Length divider	0,5



14-6-430-00	DVSCI 66	Width divider	0,1
14-1-280-00	DVSCI 100	Width divider	0,2
14-3-190-00	DVSCI 130	Width divider	0,3
14-7-130-00	DVSCI 170	Width divider	0,4

SCPB.




High end plastic
sortment case.



EAN	ARTICLE	Dimensions / mm Height X Width x Depth	Weight / kg	Bins
14-5-000-00	SCPB 66.23	80 x 440 x 330	2,3	Included





17 EXTENDABLE STORAGE FRAMES

17 Extendable storage frames.

LF extendable frame.



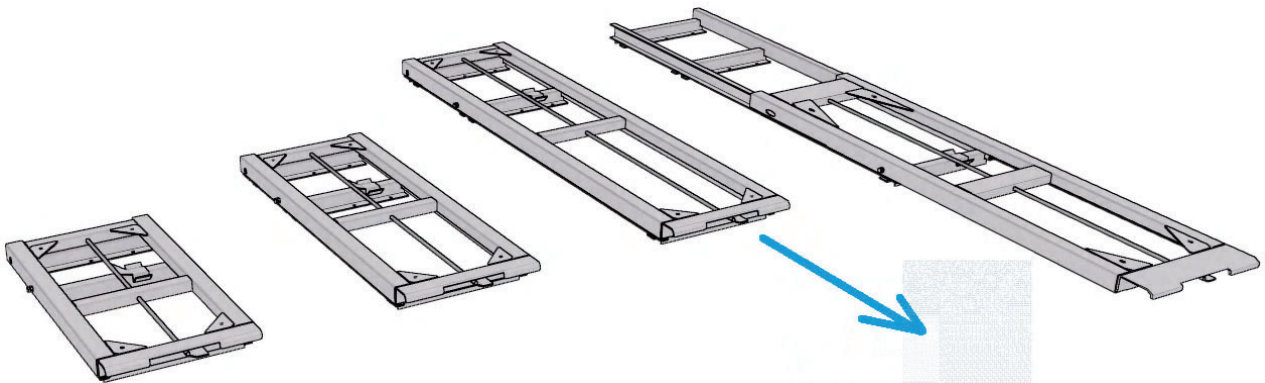
Extendable frame.


This unit is placed on the Vans floor.

EAN	ARTICLE	Dimensions / mm	
		Height X Width x Depth	Weight / kg
17-3-190-00	LF 0760.0360	74 x 760 x 385	17,0
17-3-200-00	LF 1014.0360	74 x 1014 x 385	19,0
17-3-210-00	LF 1267.0360	74 x 1267 x 385	22,0
17-3-220-00	LF 1521.0360	74 x 1521 x 385	24,0
17-4-190-00	LF 0760.0460	74 x 760 x 485	21,0
17-4-200-00	LF 1014.0460	74 x 1014 x 485	23,0
17-4-210-00	LF 1267.0460	74 x 1267 x 485	25,0
17-4-220-00	LF 1521.0460	74 x 1521 x 485	26,0

* max flat divided surface load opened 200kgs

** Frames opens 68% of its total length.





18 BRACKETS

18 Brackets. various types of brackets.

MB.



Bracket for long part bins, like AECTT.

This bracket can be mounted on a skew wall and by adjusting the angle still mount the long part bins straight.

EAN	ARTICLE	Dimensions / mm Height X Width x Depth	Weight / kg
22-0-320-00	MB	245 x 342 x 32	0.7

* max angle 23 degrees.
** grey powder coated RAL 7004



MP.





Mounting Bracket straight.

Freely make your needed shape by re-shaping the MP.

EAN	ARTICLE	Dimensions / mm Height X Width x Depth	Weight / kg
22-1-010-00	MP 0150	40 x 150 x 3	0,1
22-2-010-00	MP 0200	40 x 200 x 3	0,1
22-2-060-00	MP 0250	40 x 250 x 3	0,2
22-3-010-00	MP 0300	40 x 300 x 3	0,2
22-4-010-00	MP 0400	40 x 400 x 3	0,2

* electrical galvanized



MPA.

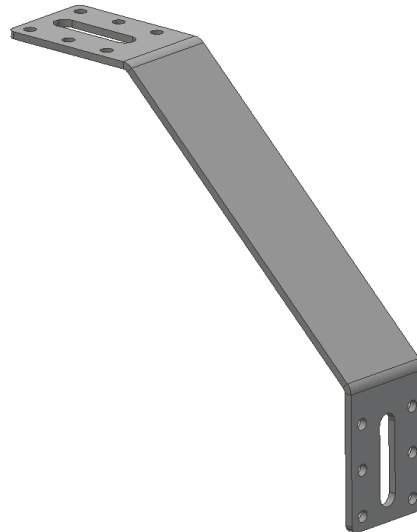
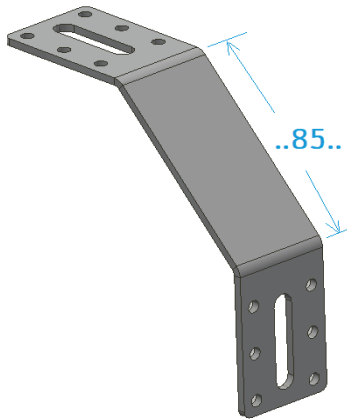


Mounting Bracket Angled.

Freely make your needed shape by re-shaping the MPA.

EAN	ARTICLE	Dimensions / mm		Weight / kg
		Height X	Width x Depth	
22-0-060-00	MPA 0085	120 x 40 x 120	0,1	
22-1-210-00	MPA 0120	145 x 40 x 145	0,2	
22-1-260-00	MPA 0155	170 x 40 x 170	0,2	

** electrical galvanized*



MPL.

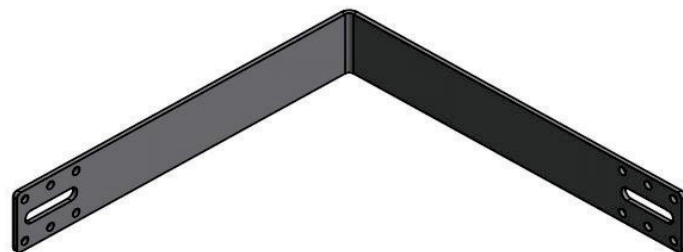



Mounting Bracket 90 degrees.

Freely make your needed shape by re-shaping the MPL.

EAN	ARTICLE	Dimensions / mm		Weight / kg
		Height X	Width x Depth	
22-0-010-00	MPL 0060	60 x 60 x 40	0,1	
22-0-110-00	MPL 0150	150 x 15 x 40	0,2	
22-0-160-00	MPL 0200	200 x 200 x 40	0,3	
22-0-210-00	MPL 0250	250 x 250 x 40	0,4	
22-0-260-00	MPL 0300	300 x 300 x 40	0,5	
22-0-310-00	MPL 0400	400 x 400 x 40	0,7	

** electrical galvanized*




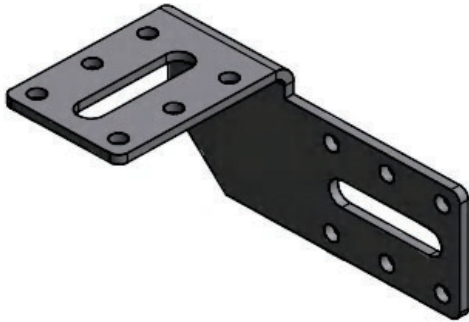
MPCL & MPCR.



Mounting Bracket Left/Right.

EAN	ARTICLE	Dimensions / mm Height X Width x Depth	Weight / kg
22-1-110-00	MPCL 0100	100 x 60 x 50	0,1
22-1-160-00	MPCR 0100	100 x 60 x 50	0,1

** electrical galvanized*



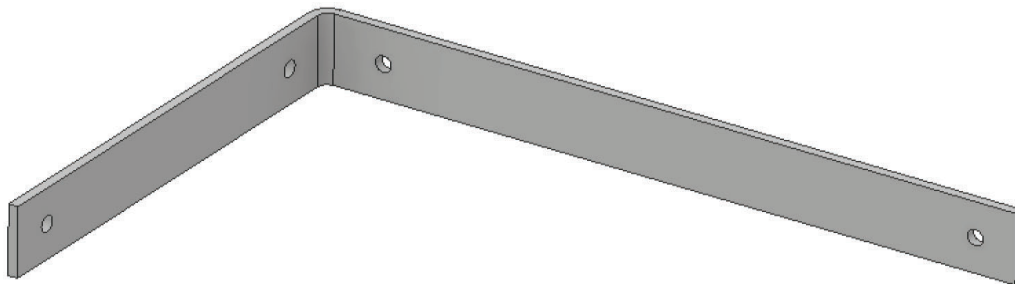
HLCT.




Mounting Bracket L-Shape.

EAN	ARTICLE	Dimensions / mm Height X Width x Depth	Weight / kg
24-0-010-00	HLCT	30 X 300 X 200	0,3

** grey powder coated RAL 7004*





19 VARIOUS

19 Various.

CN cage nuts M6 small and big housing.



Cage nuts to be inserted in the SP elements.

CN 0083 is for the smaller square holes in the front of the SP. The CN 0123 in the larger square holes in the back of the SP elements.

EAN	ARTICLE	Dimensions / mm Height X Width x Depth	Thread
97-1-083-00	CN 0083	9 x 9 x 5	M6
97-1-123-00	CN 0123	13 x 13 x 5	M6



CSB & CSS cage nuts mounting tools.



Spoon-shape helping tools, to help mounting these cage nuts.

EAN	ARTICLE	Dimensions / mm Height X Width x Depth	Thread
97-0-123-00	CSB	For CN 0083	M6
97-0-083-00	CSS	For CN 0123	M6

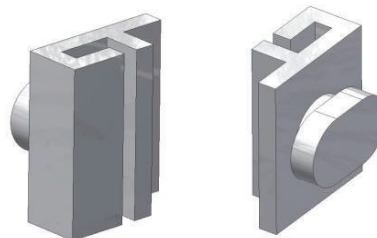


PBD blocks for dividers.



Mounting blocks for dividers of all dividers.

EAN	ARTICLE	PURPOSE
22-0-360-00	PBD	For all dividers




perforated plate

More sizes on request.

	EAN	ARTICLE	Dimensions / mm	Weight / kg
			Height X Width x Depth	
Alu:	30-0-100-00	PERFO 1000X1000	1000x1000x1,5	3,8
	30-0-127-00	PERFO 2000X1000	2000x1000x1,5	7,6
	30-0-128-00	PERFO 2500X1250	2500x1250x1,5	11,9

Steel:	30-0-125-00	PERFO 1250x600	1250x600x1,0	6,7
	30-0-126-00	PERFO 1521x600	1521x600x1,0	7,6





www.eko-bwi.nl