



**VAN CARE**



**VAN RACKING**  
**FORD**

# OUR OFFER

## VAN RACKING SYSTEMS



## ABOUT US

Van Care has been a manufacturer in the field of commercial vehicle Van Racking Kits for many years. The production site is based in Poland, and has 100 employees.

Van Care offers a suitable solution for every commercial vehicle. We work with lightweight modular equipment and provide tailor-made solutions. The modular construction allows you to put together your ideal interior with the exact shelves, drawers and spaces you need.

Thanks to an extensive network of specialized dealers, we can deliver fully customized Van Racking. Kits tailored specifically to your needs. Feel free to contact us for more information and an introductory conversation.

## VAN CARE PRODUCTS

Van Care products are innovative, lightweight and durable. All products are made of ultra-high strength materials, resulting in minimal weight and maximum loading capacity.



THE BEST  
QUALITY



FREE  
CONSULTANCY



COST  
REDUCTION

## SAFETY

All Van Care's Van Racking Kits are tested extensively. Crash tests are continuously being carried out at specialized research centers.

Simulation, load capacity and vibration tests are continuously researched and performed.

Time and time again our products have proven to be extremely safe. Take these results from one of our frontal impact tests for example.



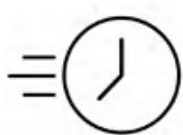
The speed of the crash test was increased from 32km/h to 50km/h. According to the report, the material had been deformed, but without creating dangerous situations for the passengers due to the loosening of parts.

# SAFETY & QUALITY

ARE OUR MAIN GOALS

## PROVEN QUALITY OF OUR PRODUCTS

Van Care guarantees optimal safety, today and in the future. Everything is made for functional use and safety during work and transport. The production is fully certified and complies to ISO 9001:2015 and TÜV requirements.



TIME  
SAVING



PERSONALIZED  
PROJECT



GREAT  
TESTS RESULTS









# CONTENT LIST:

## TRANSIT COURIER

### MODULES:

WHEEL BASE:2489mm 6-7

## TRANSIT CONNECT

### MODULES:

WHEEL BASE:2662mm 8-9

WHEEL BASE:3062mm 10-11

### XLD LINE:

WHEEL BASE:2662mm 12

WHEEL BASE:3062mm 13

## TRANSIT CUSTOM

### MODULES:

WHEEL BASE:2933mm 14-15

WHEEL BASE:3300mm 16-17

### XLD LINE:

WHEEL BASE:2933mm 18

WHEEL BASE:3300mm 19

## TRANSIT

### MODULES:

WHEEL BASE:3300mm 20-21

WHEEL BASE:3750mm 22-23

WHEEL BASE:3750MM L4 24-25



Length



Height



Depth



Weight

# TRANSIT COURIER



VAN CARE

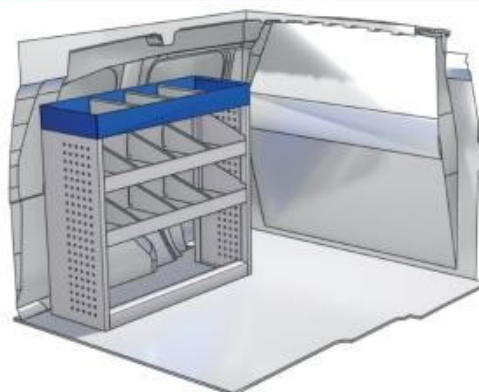
LEFT SIDE

## Bronze Line

57-1-101-00



(wheel base: 2489mm)



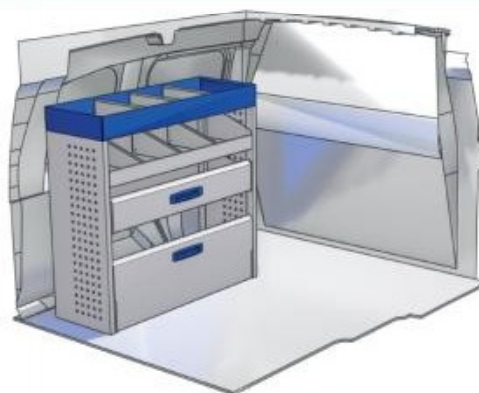
**L** 1014mm **H** 980mm **D** 360mm **W** 21kg

## Silver Line

57-1-103-00



(wheel base: 2489mm)



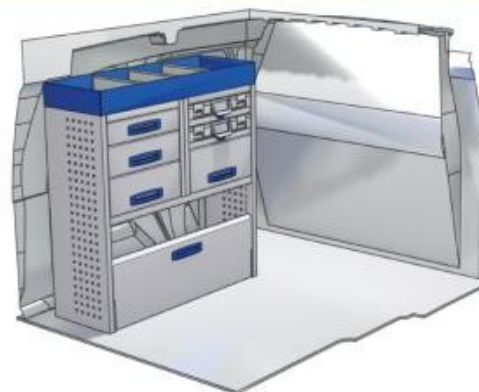
**L** 1014mm **H** 980mm **D** 360mm **W** 35kg

## Gold Line

57-1-150-00



(wheel base: 2489mm)



**L** 1014mm **H** 1085mm **D** 360mm **W** 56kg





# TRANSIT CONNECT



VAN CARE

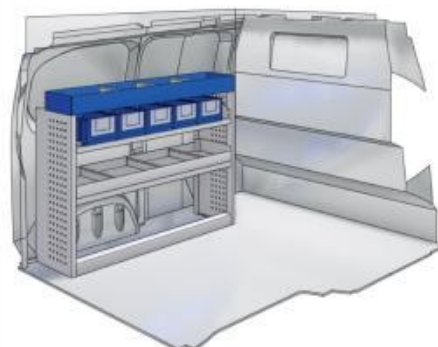
LEFT SIDE

Bronze Line

57-1-100-00



(wheel base: 2662mm)



1267mm



980mm



360mm



40kg

Silver Line

57-1-102-00



(wheel base: 2662mm)



1267mm



980mm



360mm



37kg

Gold Line

57-1-104-00



(wheel base: 2662mm)



1267mm



980mm



360mm



60kg

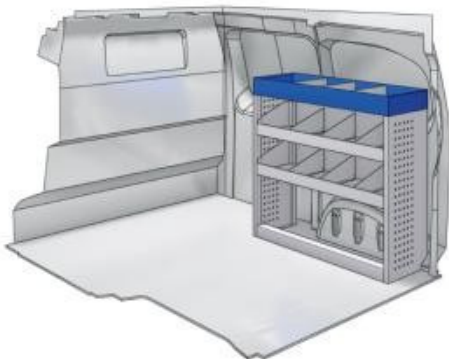




VAN CARE

TRANSIT  
CONNECT

57-1-101-00



 1014mm  980mm  360mm  21kg

Bronze Line



(wheel base: 2662mm)

RIGHT SIDE

57-1-103-00



 1014mm  980mm  360mm  35kg

Silver Line



(wheel base: 2662mm)

57-1-150-00



 1014mm  1085mm  360mm  56kg

Gold Line



(wheel base: 2662mm)

# TRANSIT CONNECT



VAN CARE

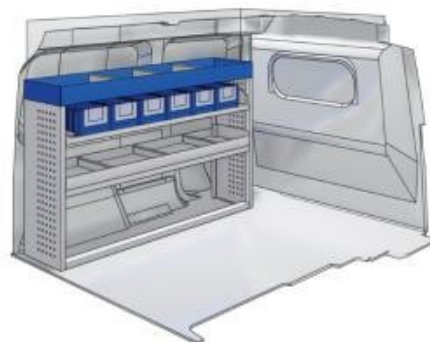
LEFT SIDE

## Bronze Line

57-1-106-00



(wheel base: 3062mm)



1521mm



980mm



360mm



45kg

## Silver Line

57-1-107-00



(wheel base: 3062mm)



1521mm



980mm



360mm




45kg

## Gold Line

57-1-108-00



(wheel base: 3062mm)



1521mm



980mm



360mm



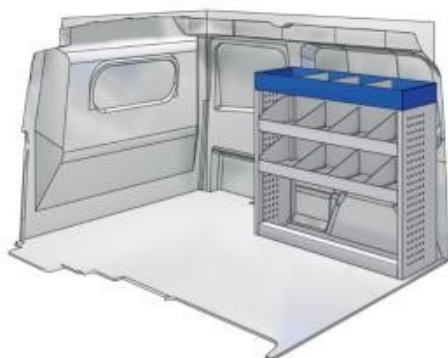
68kg



VAN CARE

TRANSIT  
CONNECT

57-1-101-00



 1014mm  980mm  360mm  21kg

Bronze Line



(wheel base: 3062mm)

RIGHT SIDE

57-1-103-00



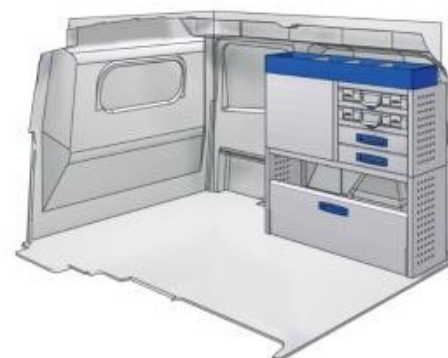
 1014mm  980mm  360mm  35kg

Silver Line



(wheel base: 3062mm)

57-1-151-00



 1014mm  1085mm  360mm  60kg

Gold Line



(wheel base: 3062mm)



# TRANSIT CONNECT



VAN CARE

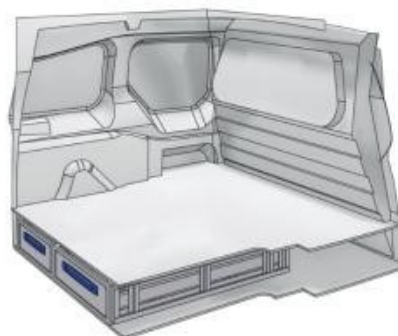
XLD LINE

## Bronze Line

57-1-155-00



(wheel base: 2662mm)



1026mm



176mm



1075mm



41kg

## Silver Line

57-1-109-00



(wheel base: 2662mm)



1527mm



176mm



1270mm



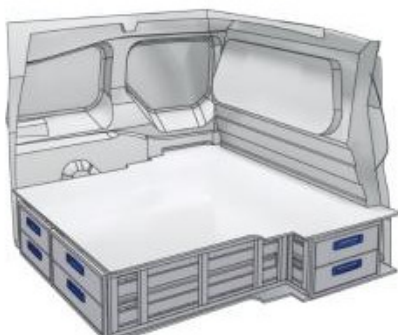
62kg

## Gold Line

57-1-110-00



(wheel base: 2662mm)



1527mm



310mm



1270mm



111kg



VAN CARE

TRANSIT  
CONNECT

57-1-156-00



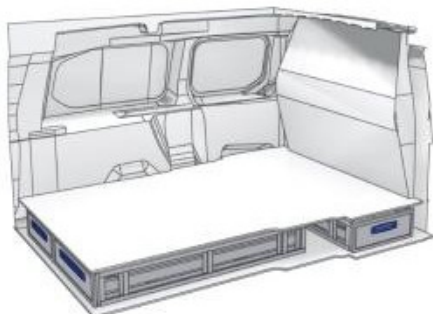
 1266mm  176mm  1075mm  44kg

Bronze Line



(wheel base: 3062mm)

57-1-148-00



 1732mm  176mm  1266mm  65kg

Silver Line



(wheel base: 3062mm)

57-1-113-00



 1732mm  310mm  360mm  120kg

Gold Line



(wheel base: 3062mm)



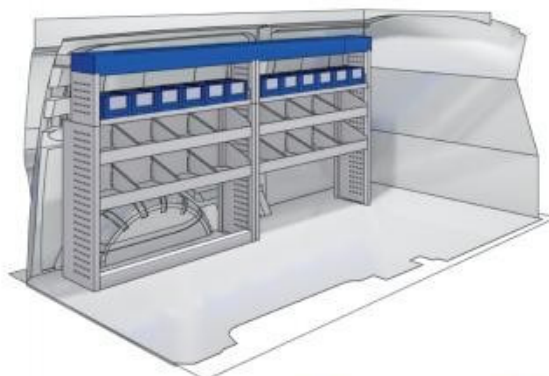
LEFT SIDE

### Bronze Line

57-1-120-00



(wheel base: 2933mm)



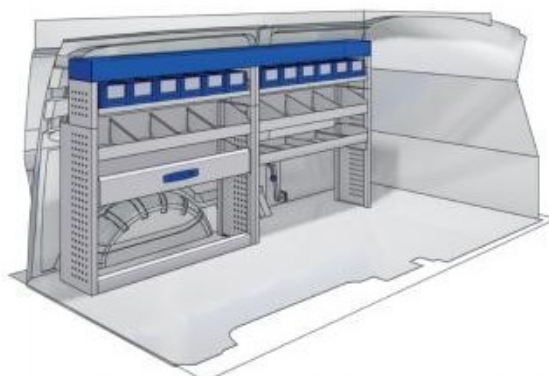
**L** 2028mm **H** 1260mm **D** 360mm **8** 53kg

### Silver Line

57-1-122-00



(wheel base: 2933mm)



**L** 2028mm **H** 1225mm **D** 360mm **8** 65kg

### Gold Line

57-1-124-00



(wheel base: 2933mm)




**L** 2028mm **H** 1260mm **D** 360mm **8** 78kg





VAN CARE



TRANSIT  
CUSTOM

57-1-121-00



 1267mm  1085mm  360mm  48kg

Bronze Line



(wheel base: 2933mm)

RIGHT SIDE

57-1-123-00



 1267mm  1085mm  360mm  66kg

Silver Line



(wheel base: 2933mm)

57-1-105-00



 1267mm  1085mm  360mm  63kg

Gold Line



(wheel base: 2933mm)

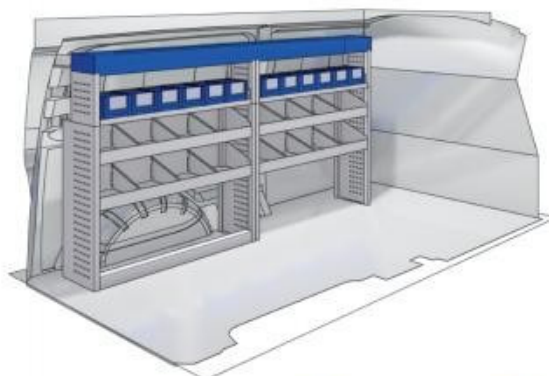
LEFT SIDE

### Bronze Line

57-1-120-00



(wheel base: 3300mm)



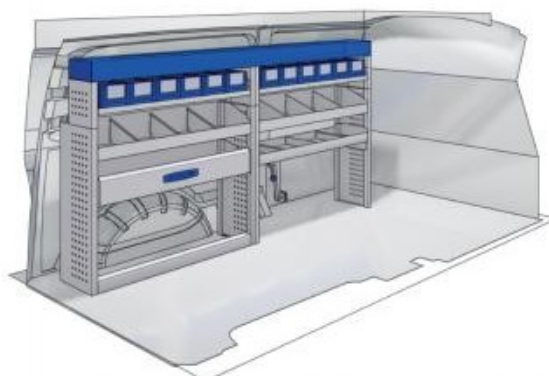
 2028mm
  1260mm
  360mm
  53kg

### Silver Line

57-1-122-00



(wheel base: 3300mm)



 2028mm
  1225mm
  360mm
  65kg

### Gold Line

57-1-124-00




(wheel base: 3300mm)



 2028mm
  1260mm
  360mm
  78kg

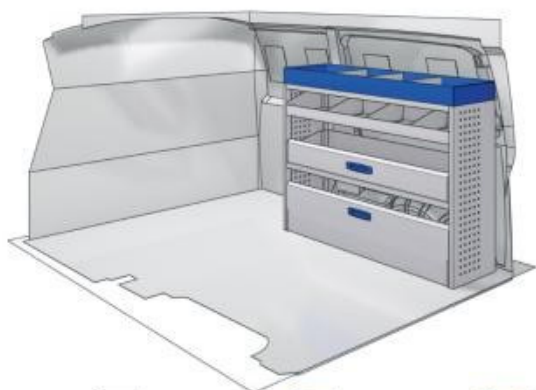


VAN CARE



TRANSIT  
CUSTOM

57-1-125-00



 1521mm  1085mm  360mm  56kg


Bronze Line



(wheel base: 3300mm)

RIGHT SIDE

57-1-126-00



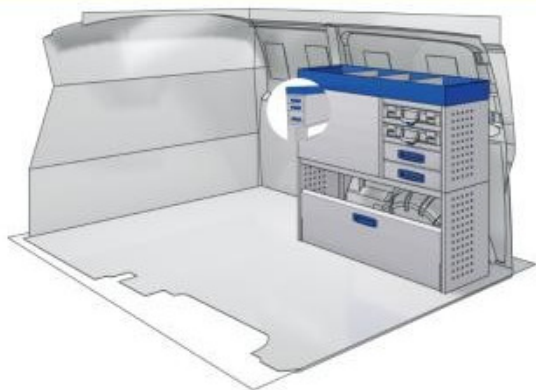
 1521mm  1085mm  360mm  73kg

Silver Line



(wheel base: 3300mm)

57-1-105-00



 1267mm  1085mm  360mm  63kg

Gold Line



(wheel base: 3300mm)



# TRANSIT CUSTOM



VAN CARE

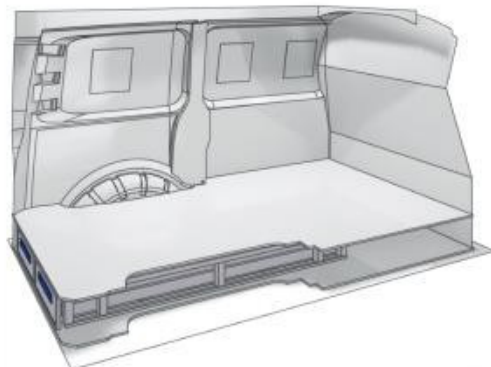
XLD LINE

## Bronze Line

57-1-154-00



(wheel base: 2933mm)



1526mm



176mm



1218mm



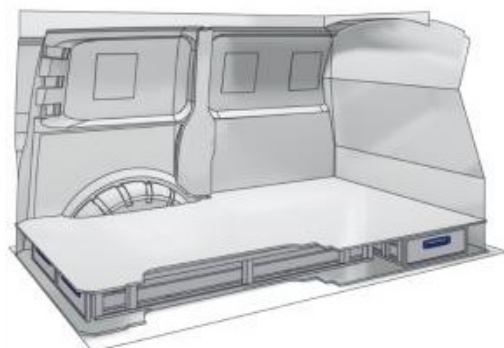
52kg

## Silver Line

57-1-127-00



(wheel base: 2933mm)



2106mm



176mm



1526mm



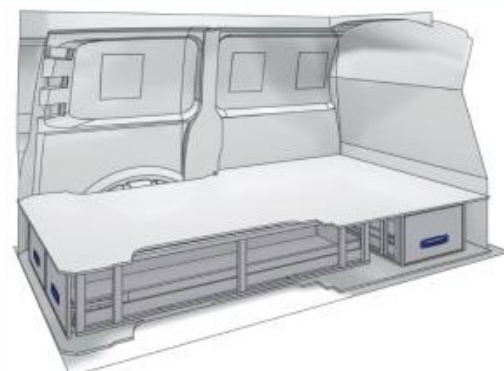
76kg

## Gold Line

57-1-128-00



(wheel base: 2933mm)



2106mm



310mm




1526mm



98kg

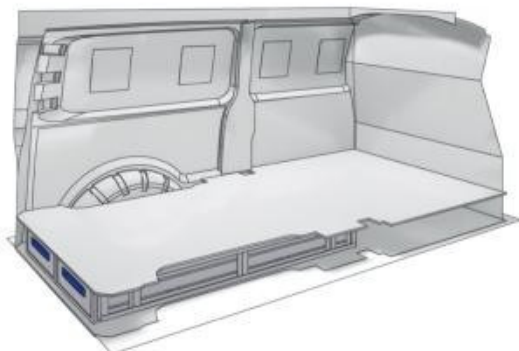


VAN CARE



TRANSIT  
CUSTOM

57-1-154-00



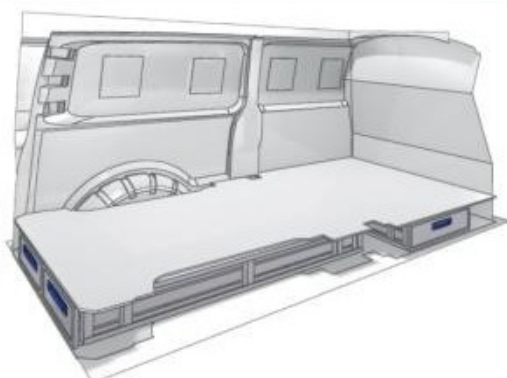
 1526mm  176mm  1218mm  52kg

Bronze Line



(wheel base: 3300mm)

57-1-130-00



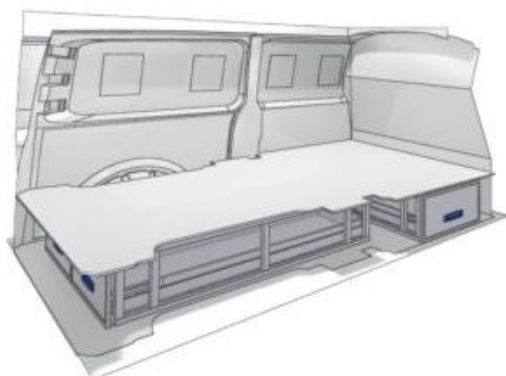
 2135mm  176mm  1526mm  78kg

Silver Line



(wheel base: 3300mm)

57-1-131-00



 2135mm  310mm  1526mm  99kg

Gold Line



(wheel base: 3300mm)

# TRANSIT

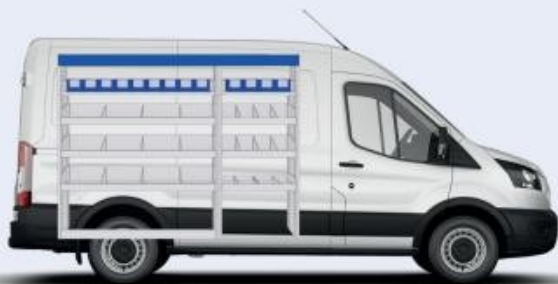


# VAN CARE

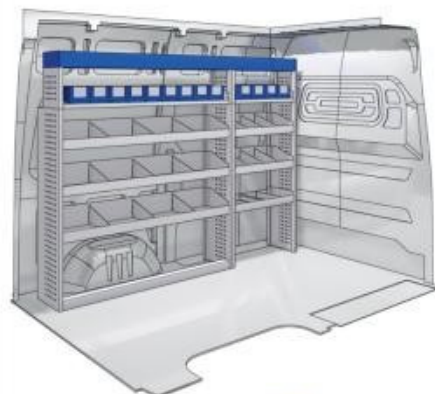
LEFT SIDE

Bronze Line

57-1-133-00



(wheel base: 3300mm)



2281mm



1750mm




360mm



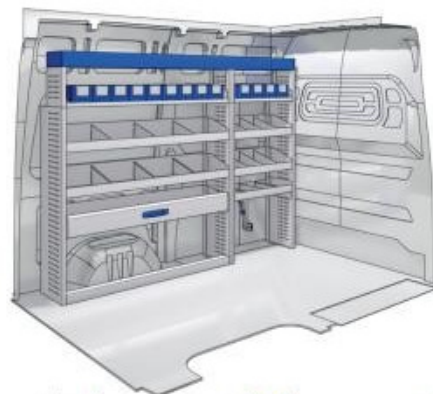
73kg

Silver Line

57-1-135-00



(wheel base: 3300mm)



2281mm



1750mm




360mm



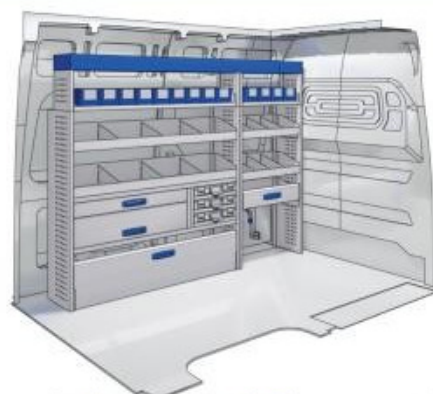
83kg

Gold Line

57-1-136-00



(wheel base: 3300mm)



2281mm



1750mm



360mm




120kg





VAN CARE



# TRANSIT

57-1-134-00



 1267mm  1750mm  360mm  60kg

Bronze Line



(wheel base: 3300mm)

RIGHT SIDE

57-1-123-00



 1267mm  1085mm  360mm  60kg

Silver Line



(wheel base: 3300mm)

57-1-105-00



 1267mm  1085mm  360mm  63kg

Gold Line



(wheel base: 3300mm)

# TRANSIT



# VAN CARE

LEFT SIDE

Bronze Line

57-1-137-00



(wheel base: 3750mm)



2788mm



1750mm



360mm



80kg

Silver Line

57-1-135-00



(wheel base: 3750mm)



2788mm



1750mm



360mm



90kg

Gold Line

57-1-140-00



(wheel base: 3750mm)



2788mm



1750mm




360mm



130kg



VAN CARE



# TRANSIT

57-1-138-00



 1521mm  1750mm  360mm  66kg

Bronze Line



(wheel base: 3750mm)

RIGHT SIDE

57-1-123-00



 1267mm  1085mm  360mm  75kg

Silver Line



(wheel base: 3750mm)

57-1-105-00



 1267mm  1085mm  360mm  63kg

Gold Line



(wheel base: 3750mm)



# TRANSIT



# VAN CARE

LEFT SIDE

Bronze Line

57-1-142-00



(wheel base: 3750mm L4)



**L** 3802mm **H** 1750mm **D** 360mm **8** 110kg

Silver Line

57-1-145-00



(wheel base: 3750mm L4)



**L** 3802mm **H** 1750mm **D** 360mm **8** 120kg

Gold Line

57-1-146-00




(wheel base: 3750mm L4)



**L** 3802mm **H** 1750mm **D** 360mm **8** 160kg



VAN CARE



# TRANSIT

57-1-143-00

Bronze Line



 2281mm  1750mm  360mm  108kg

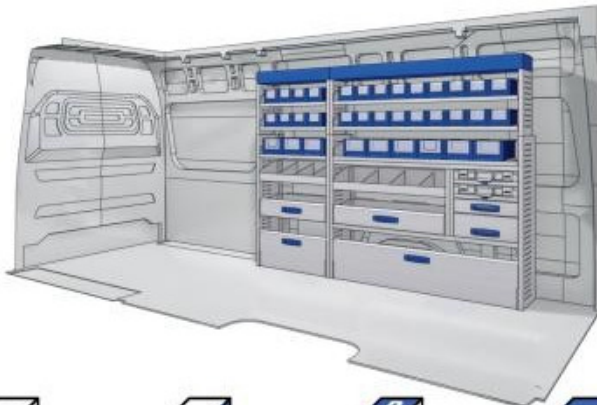


(wheel base: 3750mm L4)

RIGHT SIDE

57-1-152-00

Silver Line



 2281mm  1750mm  360mm  128kg



(wheel base: 3750mm L4)

57-1-153-00

Gold Line



 2025mm  1750mm  360mm  143kg



(wheel base: 3750mm L4)



UW VERKOOP PUNT :