



**VAN CARE**



**VAN RACKING**  
**FIAT**

# OUR OFFER

## VAN RACKING SYSTEMS



## ABOUT US

Van Care has been a manufacturer in the field of commercial vehicle Van Racking Kits for many years. The production site is based in Poland, and has 100 employees.

Van Care offers a suitable solution for every commercial vehicle. We work with lightweight modular equipment and provide tailor-made solutions. The modular construction allows you to put together your ideal interior with the exact shelves, drawers and spaces you need.

Thanks to an extensive network of specialized dealers, we can deliver fully customized Van Racking. Kits tailored specifically to your needs. Feel free to contact us for more information and an introductory conversation.

## VAN CARE PRODUCTS

Van Care products are innovative, lightweight and durable. All products are made of ultra-high strength materials, resulting in minimal weight and maximum loading capacity.



THE BEST  
QUALITY



FREE  
CONSULTANCY



COST  
REDUCTION

## SAFETY

All Van Care's Van Racking Kits are tested extensively. Crash tests are continuously being carried out at specialized research centers.

Simulation, load capacity and vibration tests are continuously researched and performed.

Time and time again our products have proven to be extremely safe. Take these results from one of our frontal impact tests for example.



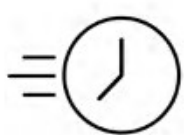
The speed of the crash test was increased from 32km/h to 50km/h. According to the report, the material had been deformed, but without creating dangerous situations for the passengers due to the loosening of parts.

## SAFETY & QUALITY

ARE OUR MAIN GOALS

## PROVEN QUALITY OF OUR PRODUCTS

Van Care guarantees optimal safety, today and in the future. Everything is made for functional use and safety during work and transport. The production is fully certified and complies to ISO 9001:2015 and TÜV requirements.



TIME  
SAVING



PERSONALIZED  
PROJECT



GREAT  
TESTS RESULTS









# CONTENT LIST:

## FIORINO

### MODULES:

WHEEL BASE:2513mm 6-7

## DOBLO

### MODULES:

WHEEL BASE:2755mm 8-9

WHEEL BASE:3105mm 10-11

### XLD LINE:

WHEEL BASE:2755mm 12

WHEEL BASE:3105mm 13

## TALENTO

### MODULES:

WHEEL BASE:3098mm 14-15

WHEEL BASE:3498mm 16-17

### XLD LINE:

WHEEL BASE:3098mm 18

WHEEL BASE:3498mm 19

## SCUDO

### MODULES:

WHEEL BASE:2925mm 20-21

WHEEL BASE:3275mm 22-23

## DUCATO

### MODULES:

WHEEL BASE:3000mm 24-25

WHEEL BASE:3450mm 26-27

WHEEL BASE:4035mm 28-29

WHEEL BASE:4035mm MAXI 30-31



Length



Height



Depth



Weight

# FIORINO



## VAN CARE

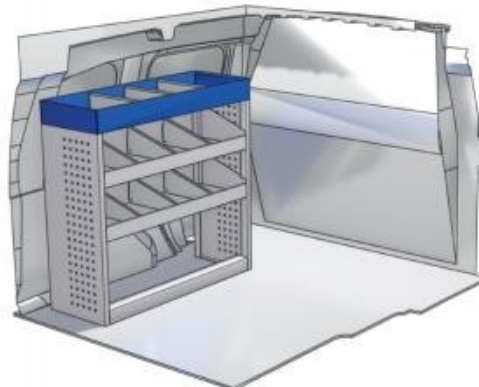
LEFT SIDE

Bronze Line

57-1-101-00



(wheel base: 2513mm)



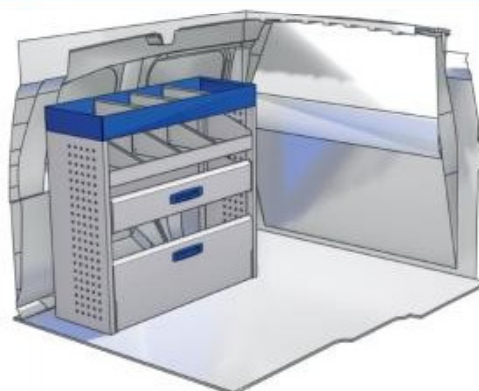
 1014mm
  980mm
  360mm
  21kg

Silver Line

57-1-103-00



(wheel base: 2513mm)



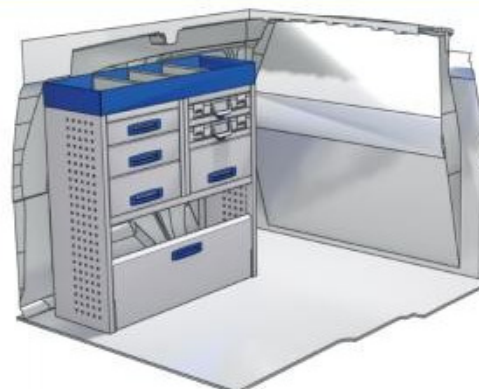
 1014mm
  980mm
  360mm
  35kg

Gold Line

57-1-150-00



(wheel base: 2513mm)



 1014mm
  1085mm
  360mm
  56kg







# DOBLO



## VAN CARE

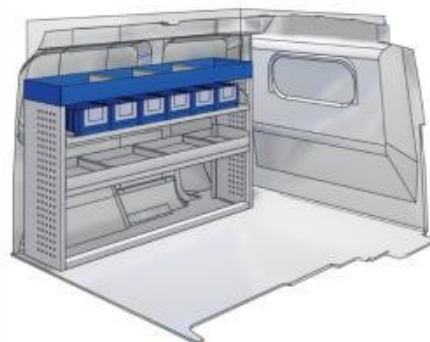
LEFT SIDE

Bronze Line

57-1-106-00



(wheel base: 2755mm)



1521mm



980mm



360mm



45kg

Silver Line

57-1-107-00



(wheel base: 2755mm)



1521mm



980mm



360mm




45kg

Gold Line

57-1-108-00



(wheel base: 2755mm)



1521mm



980mm




360mm



68kg

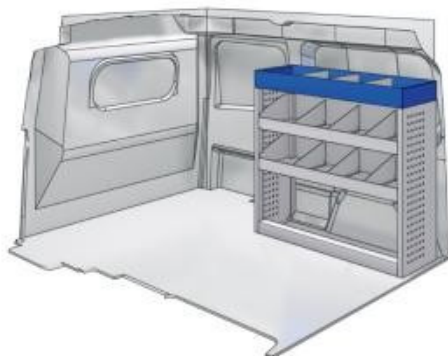


**VAN CARE**



# DOBLO

57-1-101-00



 1014mm  980mm  360mm  21kg

Bronze Line



(wheel base: 2755mm)

RIGHT SIDE

57-1-103-00



 1014mm  980mm  360mm  35kg

Silver Line



(wheel base: 2755mm)

57-1-151-00



 1014mm  1085mm  360mm  60kg

Gold Line



(wheel base: 2755mm)

# DOBLO MAXI



VAN CARE

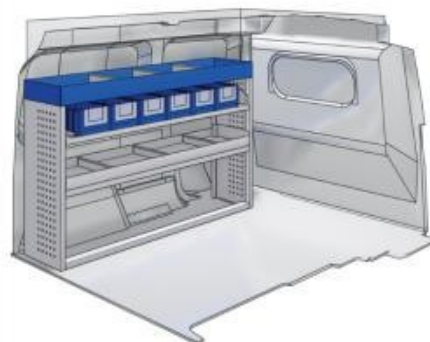
LEFT SIDE

Bronze Line

57-1-106-00



(wheel base: 3105mm)



1521mm



980mm



360mm



45kg

Silver Line

57-1-107-00



(wheel base: 3105mm)



1521mm



980mm



360mm



45kg

Gold Line

57-1-108-00



(wheel base: 3105mm)



1521mm



980mm



360mm



68kg

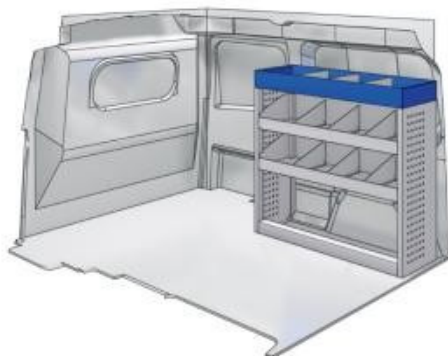




VAN CARE

# DOBLO MAXI

57-1-101-00



 1014mm  980mm  360mm  21kg

Bronze Line



(wheel base: 3105mm)

RIGHT SIDE

57-1-103-00



 1014mm  980mm  360mm  35kg

Silver Line



(wheel base: 3105mm)

57-1-151-00



 1014mm  1085mm  360mm  60kg

Gold Line



(wheel base: 3105mm)

# DOBLO



## VAN CARE

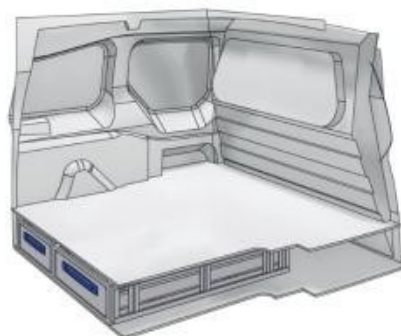
XLD LINE

Bronze Line

57-1-155-00



(wheel base: 2755mm)



1026mm



176mm



1075mm



41kg

Silver Line

57-1-109-00



(wheel base: 2755mm)



1492mm



176mm



1270mm



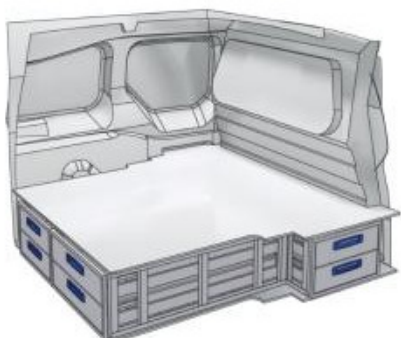
62kg

Gold Line

57-1-110-00



(wheel base: 2755mm)



1492mm



310mm



1270mm



111kg



VAN CARE

# DOBLO MAXI

57-1-156-00

Bronze Line



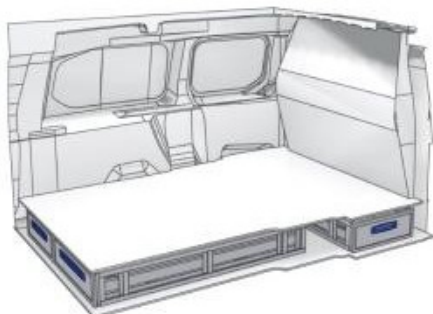
 1266mm  176mm  1075mm  44kg



(wheel base: 3105mm)

57-1-148-00

Silver Line



 1732mm  176mm  1266mm  65kg



(wheel base: 3105mm)

57-1-113-00

Gold Line



 1732mm  310mm  1266mm  120kg



(wheel base: 3105mm)



# TALENTO



## VAN CARE

LEFT SIDE

Bronze Line

57-1-115-00



(wheel base: 3098mm)



1774mm



1260mm



360mm



50kg

Silver Line

57-1-117-00



(wheel base: 3098mm)



1774mm



1225mm



360mm



63kg

Gold Line

57-1-119-00



(wheel base: 3098mm)



1774mm



1260mm




360mm



74kg



VAN CARE



TALENTO

57-1-116-00



 1014mm  1085mm  360mm  40kg

Bronze Line



(wheel base: 3098mm)

RIGHT SIDE

57-1-118-00



 1014mm  1085mm  360mm  55kg



(wheel base: 3098mm)

57-1-105-00



 1267mm  1085mm  360mm  63kg



(wheel base: 3098mm)

# TALENTO



## VAN CARE

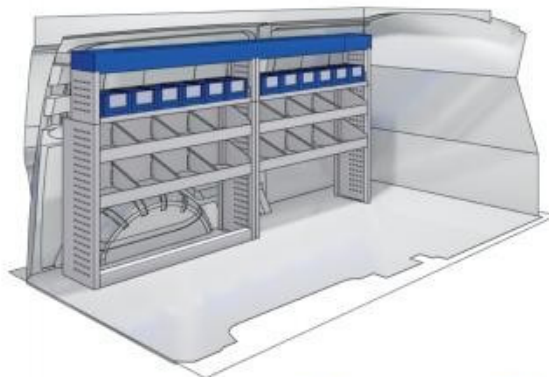
LEFT SIDE

Bronze Line

57-1-120-00



(wheel base: 3498mm)



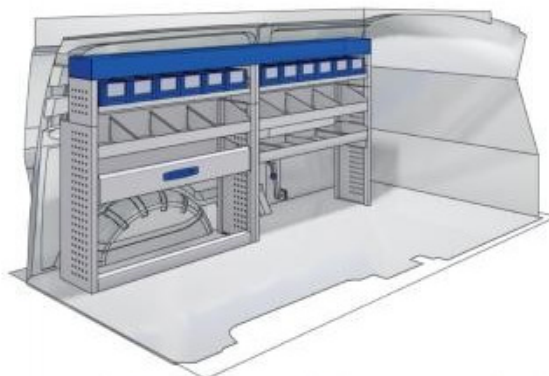
 2028mm
  1260mm
  360mm
  53kg

Silver Line

57-1-122-00



(wheel base: 3498mm)



 2028mm
  1225mm
  360mm
  65kg

Gold Line

57-1-124-00



(wheel base: 3498mm)




 2028mm
  1260mm
  360mm
  78kg





VAN CARE



TALENTO

57-1-121-00



 1267mm  1085mm  360mm  48kg

Bronze Line



(wheel base: 3498mm)

RIGHT SIDE

57-1-123-00



 1267mm  1085mm  360mm  66kg

Silver Line



(wheel base: 3498mm)

57-1-105-00



 1267mm  1085mm  360mm  63kg

Gold Line



(wheel base: 3498mm)

# TALENTO



## VAN CARE

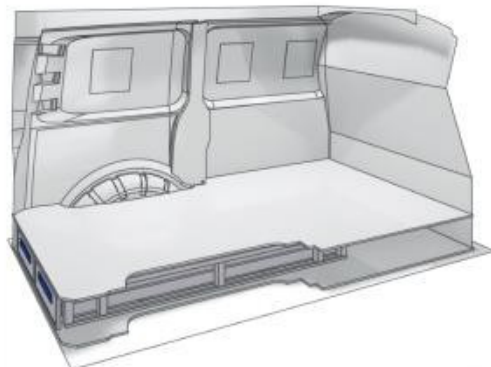
XLD LINE

Bronze Line



(wheel base: 3098mm)

57-1-154-00



1526mm



176mm



1218mm



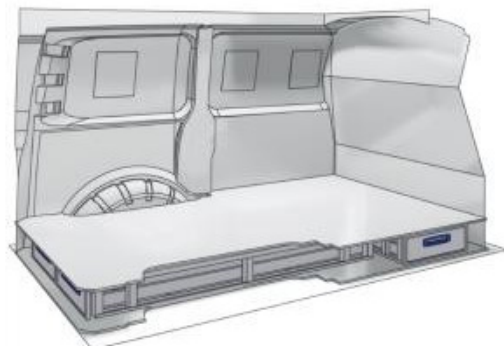
52kg

Silver Line



(wheel base: 3098mm)

57-1-127-00



1992mm



176mm



1526mm



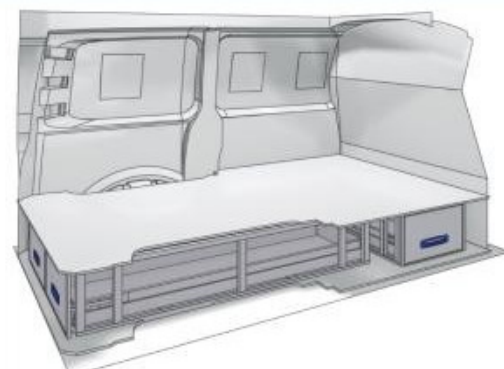
76kg

Gold Line



(wheel base: 3098mm)

57-1-128-00



1992mm



310mm




1526mm



98kg



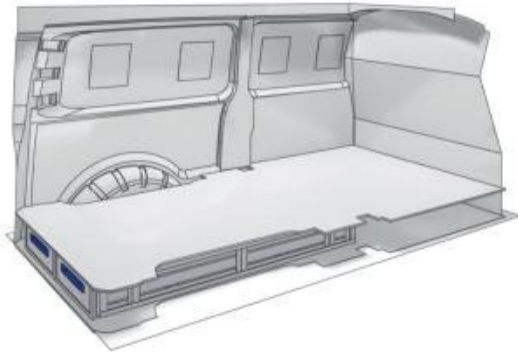
**VAN CARE**



# TALENTO

57-1-154-00

Bronze Line



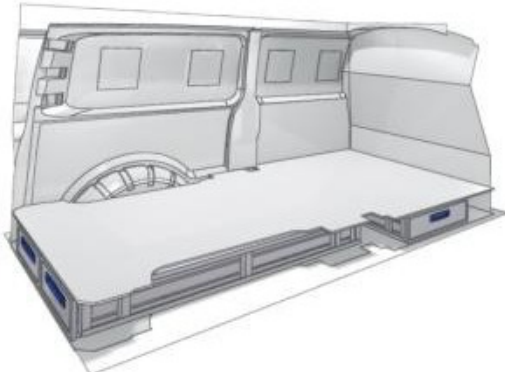
 1526mm  176mm  1218mm  52kg



(wheel base: 3098mm)

57-1-130-00

Silver Line



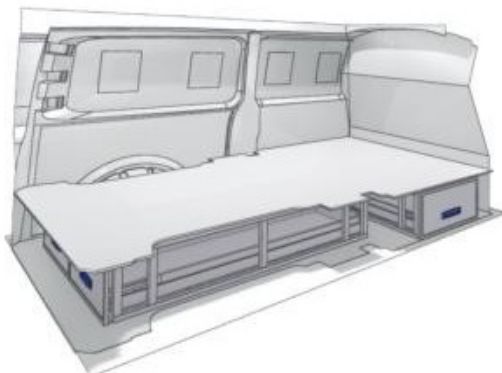
 2135mm  176mm  1526mm  78kg



(wheel base: 3098mm)

57-1-131-00

Gold Line



 2135mm  310mm  1526mm  99kg



(wheel base: 3098mm)



# SCUDO




## VAN CARE

LEFT SIDE

Bronze Line

57-1-115-00



(wheel base: 2925mm)



1774mm



1260mm



360mm



50kg

Silver Line

57-1-117-00



(wheel base: 2925mm)



1774mm



1225mm



360mm



63kg

Gold Line

57-1-119-00



(wheel base: 2925mm)



1774mm



1260mm




360mm



74kg



VAN CARE



SCUDO

57-1-116-00



 1014mm  1085mm  360mm  40kg

Bronze Line



(wheel base: 2925mm)

RIGHT SIDE

57-1-118-00



 1014mm  1085mm  360mm  55kg



(wheel base: 2925mm)

57-1-105-00



 1267mm  1085mm  360mm  63kg



(wheel base: 2925mm)

# SCUDO MAXI



VAN CARE

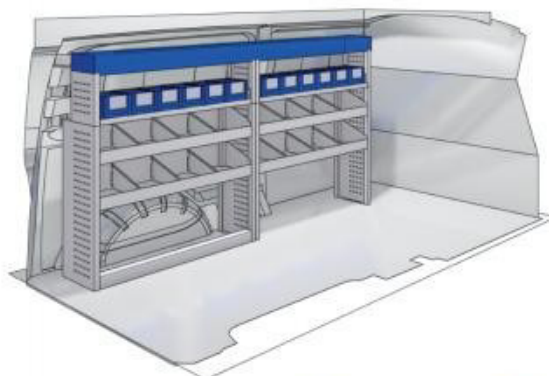
LEFT SIDE

Bronze Line

57-1-120-00



(wheel base: 3275mm)



2028mm



1260mm



360mm



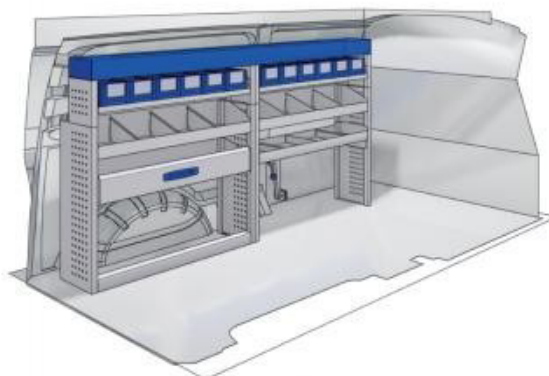
53kg

Silver Line

57-1-122-00



(wheel base: 3275mm)



2028mm



1225mm



360mm



65kg

Gold Line

57-1-124-00



(wheel base: 3275mm)



2028mm



1260mm



360mm



78kg





VAN CARE

SCUDO MAXI

57-1-121-00



 1267mm  1085mm  360mm  48kg

Bronze Line



(wheel base: 3275mm)

RIGHT SIDE

57-1-123-00




 1267mm  1085mm  360mm  66kg

Silver Line



(wheel base: 3275mm)

57-1-105-00



 1267mm  1085mm  360mm  63kg

Gold Line



(wheel base: 3275mm)

# DUCATO



# VAN CARE

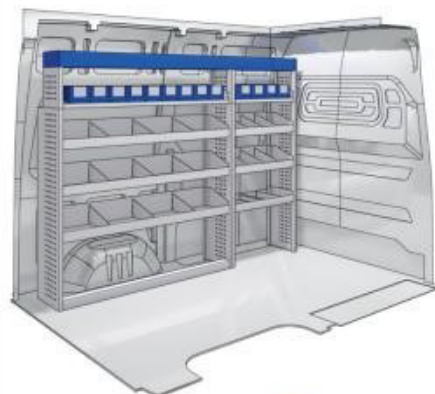
LEFT SIDE

Bronze Line

57-1-133-00



(wheel base: 3000mm)



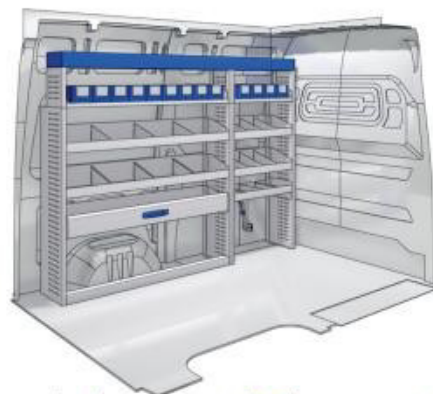
 2281mm
  1750mm
  360mm
  73kg

Silver Line

57-1-135-00



(wheel base: 3000mm)




 2281mm
  1750mm
  360mm
  83kg

Gold Line

57-1-136-00




(wheel base: 3000mm)



 2281mm
  1750mm
  360mm
  120kg



VAN CARE



DUCATO

57-1-134-00



 1267mm  1750mm  360mm  60kg

Bronze Line



(wheel base: 3000mm)

RIGHT SIDE

57-1-123-00



 1267mm  1085mm  360mm  60kg

Silver Line



(wheel base: 3000mm)

57-1-105-00



 1267mm  1085mm  360mm  63kg

Gold Line



(wheel base: 3000mm)



# DUCATO




# VAN CARE

## Bronze Line

57-1-137-00

LEFT SIDE



(wheel base: 3450mm)



2788mm



1750mm




360mm



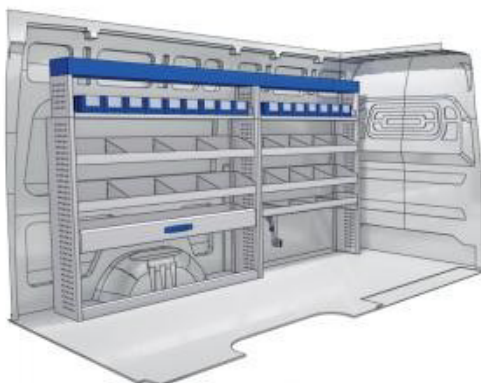
80kg

## Silver Line

57-1-135-00



(wheel base: 3450mm)



2788mm



1750mm




360mm



90kg

## Gold Line

57-1-140-00



(wheel base: 3450mm)



2788mm



1750mm




360mm



130kg



VAN CARE



DUCATO

57-1-138-00

Bronze Line



L 1521mm H 1750mm D 360mm W 66kg



(wheel base: 3450mm)

RIGHT SIDE

57-1-123-00

Silver Line



L 1267mm H 1085mm D 360mm W 75kg



(wheel base: 3450mm)

57-1-105-00

Gold Line



L 1267mm H 1085mm D 360mm W 63kg



(wheel base: 3450mm)

# DUCATO




# VAN CARE

LEFT SIDE

Bronze Line

57-1-142-00




(wheel base: 4035mm)



 3802mm
  1750mm
  360mm
  110kg

Silver Line

57-1-145-00



(wheel base: 4035mm)




 3802mm
  1750mm
  360mm
  120kg

Gold Line

57-1-146-00



(wheel base: 4035mm)




 3802mm
  1750mm
  360mm
  160kg





VAN CARE



DUCATO

57-1-143-00

Bronze Line



L 2281mm H 1750mm D 360mm 108kg

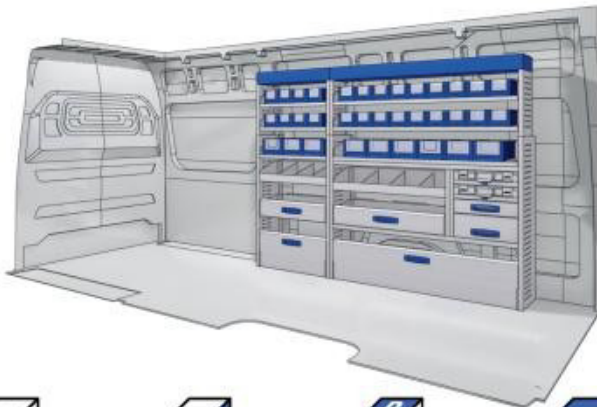


(wheel base: 4035mm)

RIGHT SIDE

57-1-152-00

Silver Line



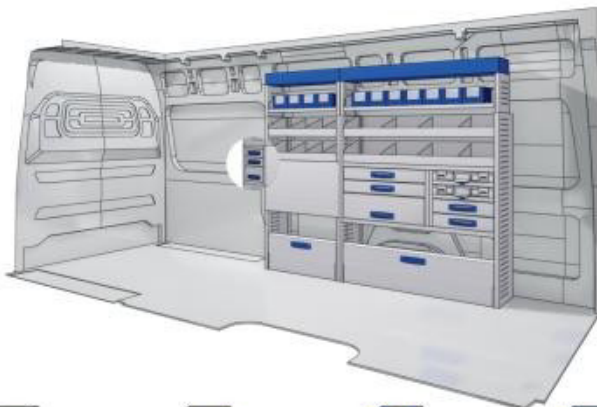
L 2281mm H 1750mm D 360mm 128kg



(wheel base: 4035mm)

57-1-153-00

Gold Line



L 2025mm H 1750mm D 360mm 143kg



(wheel base: 4035mm)

# DUCATO MAXI



VAN CARE

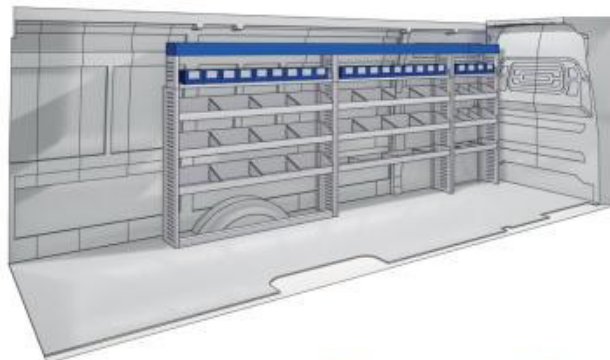
LEFT SIDE

## Bronze Line

57-1-142-00



(wheel base: 4035mm)



3802mm



1750mm



360mm



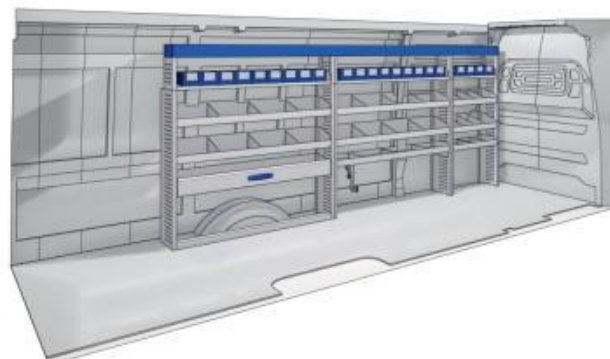
110kg

## Silver Line

57-1-145-00



(wheel base: 4035mm)



3802mm



1750mm



360mm




120kg

## Gold Line

57-1-146-00



(wheel base: 4035mm)



3802mm



1750mm



360mm



160kg




VAN CARE

# DUCATO MAXI

57-1-147-00

Bronze Line



RIGHT SIDE

 2535mm  1750mm  360mm  120kg

(wheel base: 4035mm)

57-1-152-00

Silver Line

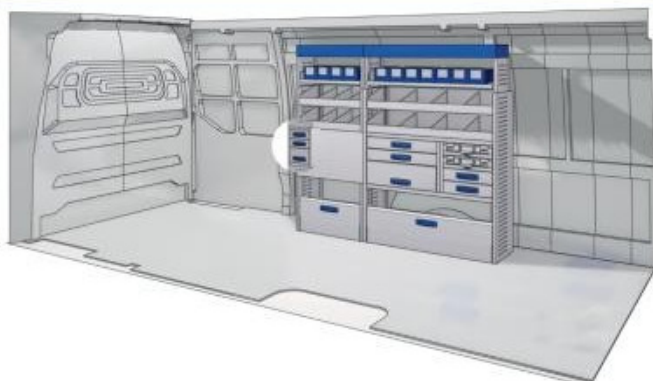


 2281mm  1750mm  360mm  128kg

(wheel base: 4035mm)

57-1-153-00

Gold Line



 2025mm  1750mm  360mm  143kg

(wheel base: 4035mm)





UW VERKOOP PUNT :