



VAN CARE



VAN RACKING
CITROËN

OUR OFFER

VAN RACKING SYSTEMS



ABOUT US

Van Care has been a manufacturer in the field of commercial vehicle Van Racking Kits for many years. The production site is based in Poland, and has 100 employees.

Van Care offers a suitable solution for every commercial vehicle. We work with lightweight modular equipment and provide tailor-made solutions. The modular construction allows you to put together your ideal interior with the exact shelves, drawers and spaces you need.

Thanks to an extensive network of specialized dealers, we can deliver fully customized Van Racking. Kits tailored specifically to your needs. Feel free to contact us for more information and an introductory conversation.

VAN CARE PRODUCTS

Van Care products are innovative, lightweight and durable. All products are made of ultra-high strength materials, resulting in minimal weight and maximum loading capacity.



THE BEST
QUALITY



FREE
CONSULTANCY



COST
REDUCTION

SAFETY

All Van Care's Van Racking Kits are tested extensively. Crash tests are continuously being carried out at specialized research centers.

Simulation, load capacity and vibration tests are continuously researched and performed.

Time and time again our products have proven to be extremely safe. Take these results from one of our frontal impact tests for example.



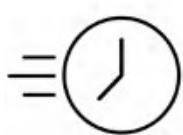
The speed of the crash test was increased from 32km/h to 50km/h. According to the report, the material had been deformed, but without creating dangerous situations for the passengers due to the loosening of parts.

SAFETY & QUALITY

ARE OUR MAIN GOALS

PROVEN QUALITY OF OUR PRODUCTS

Van Care guarantees optimal safety, today and in the future. Everything is made for functional use and safety during work and transport. The production is fully certified and complies to ISO 9001:2015 and TÜV requirements.



TIME
SAVING



PERSONALIZED
PROJECT



GREAT
TESTS RESULTS





CONTENT LIST:

NEMO

MODULES:
WHEEL BASE:2513mm 6-7

BERLINGO

MODULES:
WHEEL BASE:2785mm 8-9
WHEEL BASE:2975mm 10-11
XLD LINE:
WHEEL BASE:2785mm 12
WHEEL BASE:2975mm 13

JUMPY

MODULES:
WHEEL BASE:2925mm 14-15
WHEEL BASE:3275mm 16-17
XLD LINE:
WHEEL BASE:2925mm 18
WHEEL BASE:3275mm 19

JUMPER

MODULES:
WHEEL BASE:3000mm 20-21
WHEEL BASE:3450mm 22-23
WHEEL BASE:4035mm 24-25
WHEEL BASE:4035mm MAXI 26-27



Length



Height



Depth



Weight

NEMO



VAN CARE

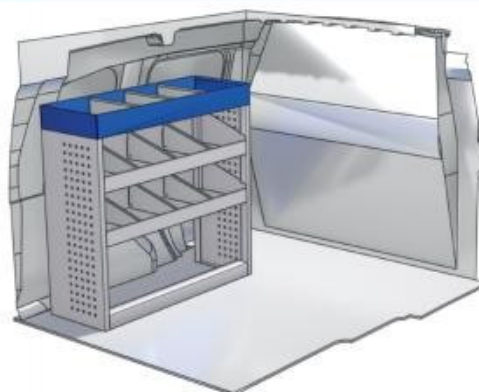
LEFT SIDE

Bronze Line

57-1-101-00



(wheel base: 2513mm)



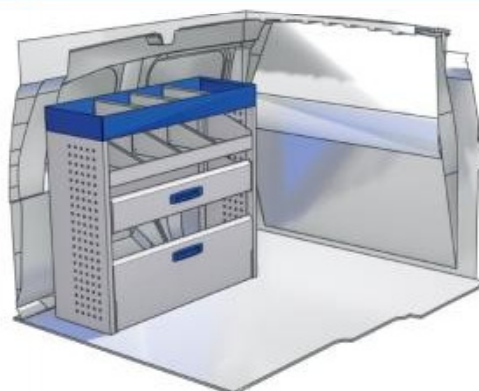
L 1014mm **H** 980mm **D** 360mm **KG** 21kg

Silver Line

57-1-103-00



(wheel base: 2513mm)



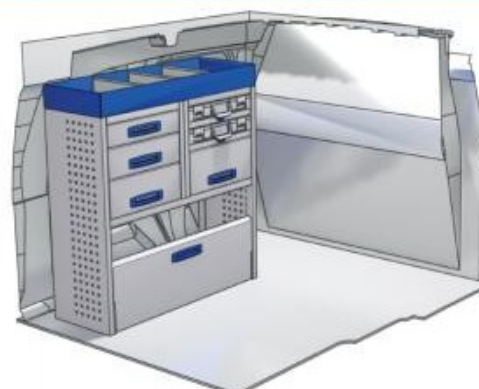
L 1014mm **H** 980mm **D** 360mm **KG** 35kg

Gold Line


57-1-150-00



(wheel base: 2513mm)



L 1014mm **H** 1085mm **D** 360mm **KG** 56kg



BERLINGO



VAN CARE

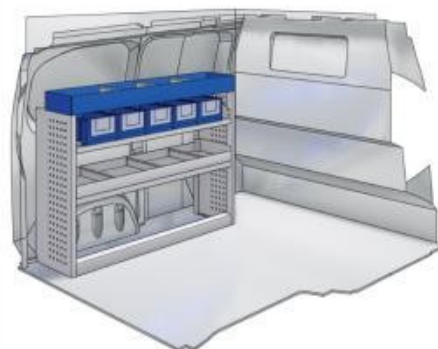
LEFT SIDE

Bronze Line

57-1-100-00



(wheel base: 2785mm)



1267mm



980mm



360mm



40kg

Silver Line

57-1-102-00



(wheel base: 2785mm)



1267mm



980mm



360mm



37kg

Gold Line

57-1-104-00



(wheel base: 2785mm)



1267mm



980mm



360mm



60kg

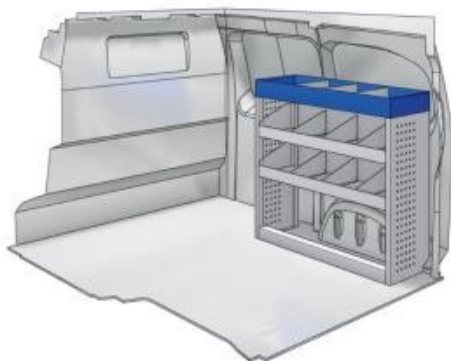


VAN CARE



BERLINGO

57-1-101-00



 1014mm  980mm  360mm  21kg

Bronze Line



(wheel base: 2785mm)

RIGHT SIDE

57-1-103-00



 1014mm  980mm  360mm  35kg

Silver Line



(wheel base: 2785mm)

57-1-150-00



 1014mm  1085mm  360mm  56kg

Gold Line



(wheel base: 2785mm)

BERLINGO



VAN CARE

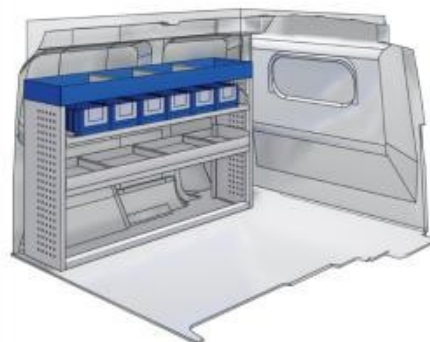
LEFT SIDE

Bronze Line

57-1-106-00



(wheel base: 2975mm)



1521mm



980mm



360mm



45kg

Silver Line

57-1-107-00



(wheel base: 2975mm)



1521mm



980mm



360mm



45kg

Gold Line

57-1-108-00



(wheel base: 2975mm)



1521mm



980mm



360mm



68kg

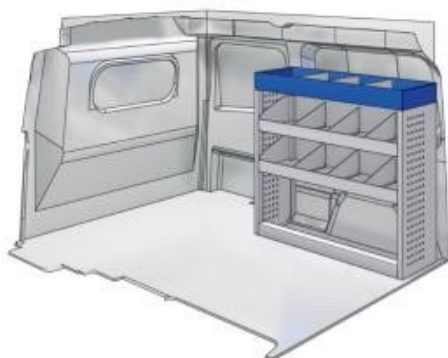


VAN CARE



BERLINGO

57-1-101-00



 1014mm  980mm  360mm  21kg

Bronze Line



(wheel base: 2975mm)

RIGHT SIDE

57-1-103-00



 1014mm  980mm  360mm  35kg

Silver Line



(wheel base: 2975mm)

57-1-151-00



 1014mm  1085mm  360mm  60kg

Gold Line



(wheel base: 2975mm)

BERLINGO



VAN CARE

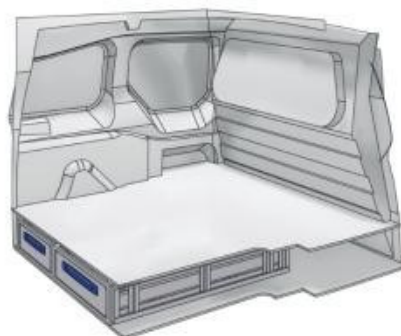
XLD LINE

Bronze Line

57-1-155-00



(wheel base: 2785mm)



1026mm



176mm



1075mm



41kg

Silver Line

57-1-109-00



(wheel base: 2785mm)



1492mm



176mm



1270mm



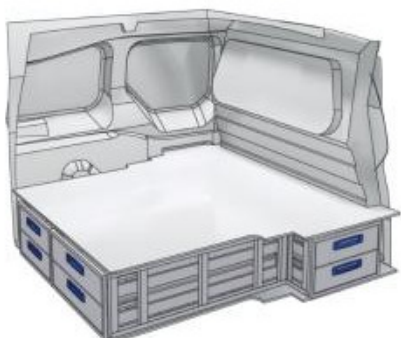
62kg

Gold Line

57-1-110-00



(wheel base: 2785mm)



1492mm



310mm



1270mm



111kg



VAN CARE



BERLINGO

57-1-156-00



 1266mm  176mm  1075mm  44kg

Bronze Line



(wheel base: 2975mm)

57-1-148-00



 1732mm  176mm  1266mm  65kg

Silver Line



(wheel base: 2975mm)

57-1-113-00



 1732mm  310mm  1266mm  120kg

Gold Line



(wheel base: 2975mm)

JUMPY




VAN CARE

LEFT SIDE

Bronze Line

57-1-115-00



(wheel base: 2925mm)



1774mm



1260mm



360mm



50kg

Silver Line

57-1-117-00



(wheel base: 2925mm)



1774mm



1225mm



360mm



63kg

Gold Line

57-1-119-00



(wheel base: 2925mm)



1774mm



1260mm




360mm



74kg



VAN CARE



JUMPY

57-1-116-00



 1014mm  1085mm  360mm  40kg

Bronze Line



(wheel base: 2925mm)

RIGHT SIDE

57-1-118-00



 1014mm  1085mm  360mm  55kg



(wheel base: 2925mm)

57-1-105-00



 1267mm  1085mm  360mm  63kg



(wheel base: 2925mm)

JUMPY




VAN CARE

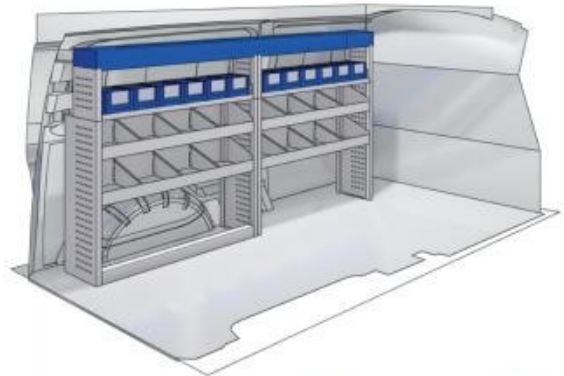
LEFT SIDE

Bronze Line

57-1-120-00




(wheel base: 3275mm)



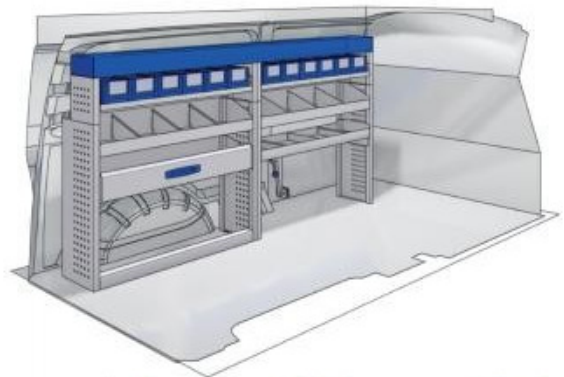
 2028mm
  1260mm
  360mm
  53kg

Silver Line

57-1-122-00



(wheel base: 3275mm)



 2028mm
  1225mm
  360mm
  65kg

Gold Line

57-1-124-00




(wheel base: 3275mm)



 2028mm
  1260mm
  360mm
  78kg



VAN CARE



JUMPY

57-1-121-00



 1267mm  1085mm  360mm  48kg

Bronze Line



(wheel base: 3275mm)

RIGHT SIDE

57-1-123-00



 1267mm  1085mm  360mm  66kg

Silver Line



(wheel base: 3275mm)

57-1-105-00



 1267mm  1085mm  360mm  63kg

Gold Line



(wheel base: 3275mm)

JUMPY



VAN CARE

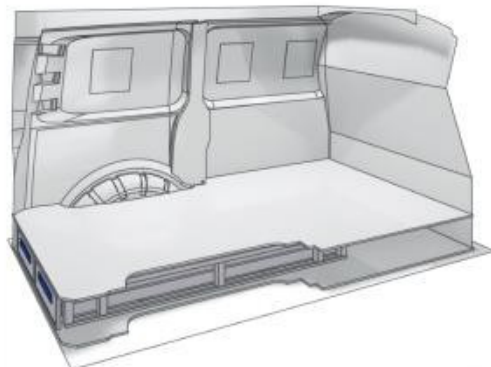
XLD LINE

Bronze Line

57-1-154-00



(wheel base: 2925mm)



1526mm



176mm



1218mm



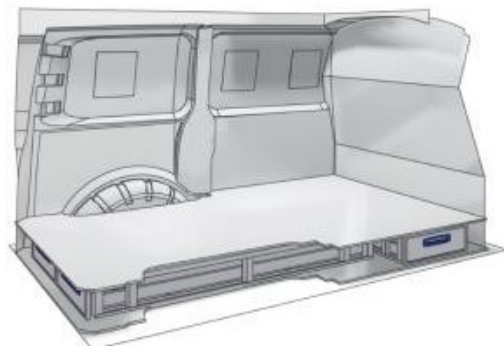
52kg

Silver Line

57-1-127-00



(wheel base: 2925mm)



1992mm



176mm



1526mm



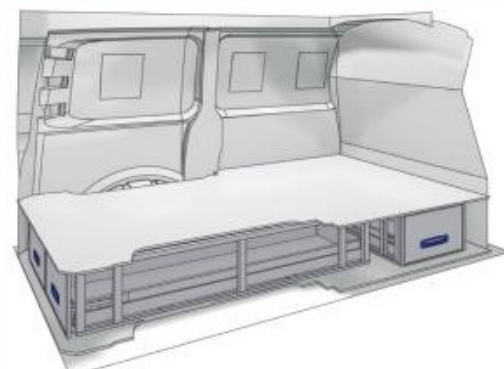
76kg

Gold Line

57-1-128-00



(wheel base: 2925mm)



1992mm



310mm




1526mm



98kg

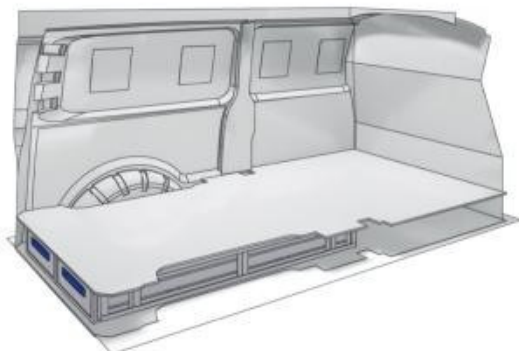


VAN CARE



JUMPY

57-1-154-00



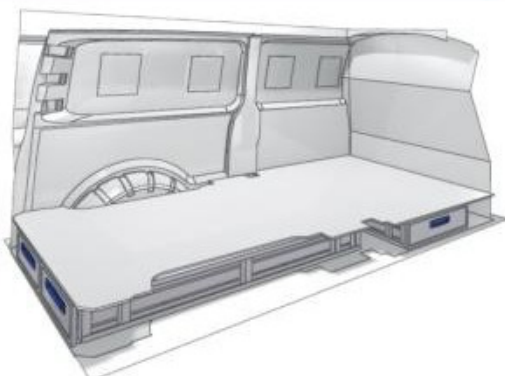
 1526mm  176mm  1218mm  52kg

Bronze Line



(wheel base: 3098mm)

57-1-130-00



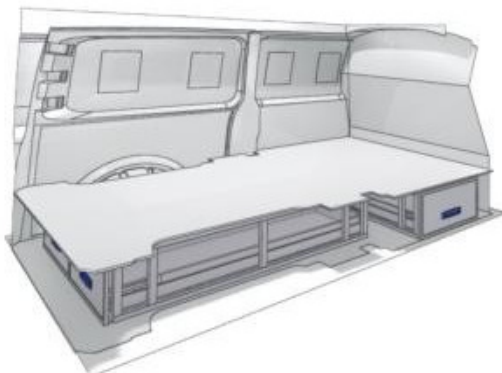
 2135mm  176mm  1526mm  78kg

Silver Line



(wheel base: 3098mm)

57-1-131-00



 2135mm  310mm  1526mm  99kg

Gold Line



(wheel base: 3098mm)

JUMPER



VAN CARE

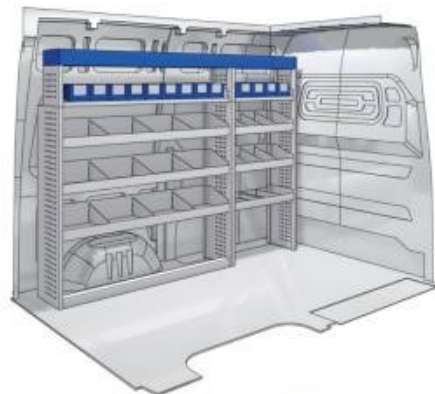
LEFT SIDE

Bronze Line

57-1-133-00



(wheel base: 3000mm)



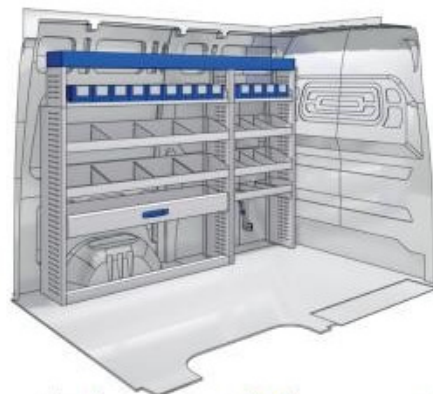
L 2281mm **H** 1750mm **D** 360mm **8** 73kg

Silver Line

57-1-135-00




(wheel base: 3000mm)



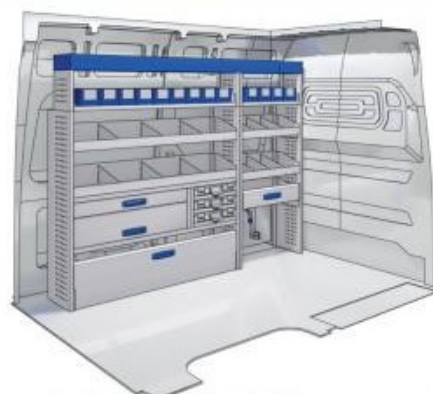
L 2281mm **H** 1750mm **D** 360mm **8** 83kg

Gold Line

57-1-136-00




(wheel base: 3000mm)



L 2281mm **H** 1750mm **D** 360mm **8** 120kg



VAN CARE



JUMPER

57-1-134-00



 1267mm  1750mm  360mm  60kg

Bronze Line



(wheel base: 3000mm)

RIGHT SIDE

57-1-123-00



 1267mm  1085mm  360mm  60kg

Silver Line



(wheel base: 3000mm)

57-1-105-00



 1267mm  1085mm  360mm  63kg

Gold Line



(wheel base: 3000mm)

JUMPER




VAN CARE

LEFT SIDE

Bronze Line

57-1-137-00




(wheel base: 3450mm)



L 2788mm **H** 1750mm **D** 360mm **8** 80kg

Silver Line

57-1-135-00




(wheel base: 3450mm)



L 2788mm **H** 1750mm **D** 360mm **8** 90kg

Gold Line

57-1-140-00




(wheel base: 3450mm)



L 2788mm **H** 1750mm **D** 360mm **8** 130kg



VAN CARE



JUMPER

57-1-138-00



 1521mm  1750mm  360mm  66kg

Bronze Line



(wheel base: 3450mm)

RIGHT SIDE

57-1-123-00



 1267mm  1085mm  360mm  75kg

Silver Line



(wheel base: 3450mm)

57-1-105-00



 1267mm  1085mm  360mm  63kg

Gold Line



(wheel base: 3450mm)

JUMPER

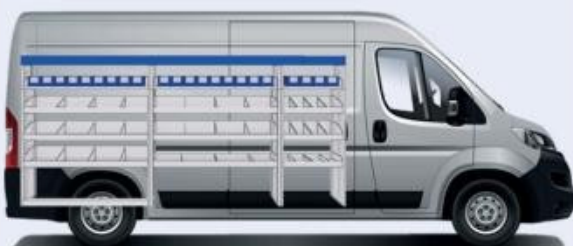


VAN CARE

LEFT SIDE

Bronze Line

57-1-142-00




(wheel base: 4035mm)



L 3802mm **H** 1750mm **D** 360mm **8** 110kg

Silver Line

57-1-145-00



(wheel base: 4035mm)



L 3802mm **H** 1750mm **D** 360mm **8** 120kg

Gold Line

57-1-146-00




(wheel base: 4035mm)



L 3802mm **H** 1750mm **D** 360mm **8** 160kg



VAN CARE



JUMPER

57-1-143-00

Bronze Line



L 2281mm H 1750mm D 360mm 8 108kg




(wheel base: 4035mm)

RIGHT SIDE

57-1-152-00

Silver Line



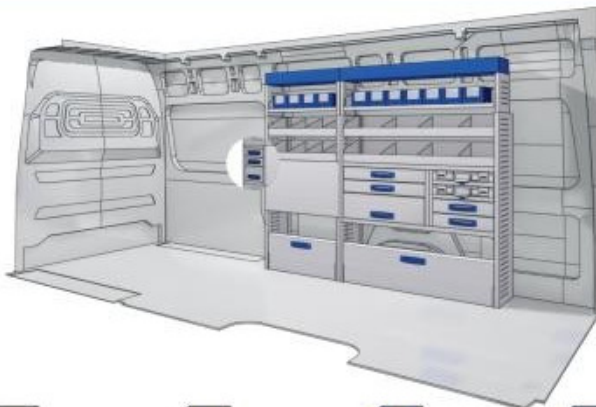
L 2281mm H 1750mm D 360mm 8 128kg



(wheel base: 4035mm)

57-1-153-00

Gold Line



L 2025mm H 1750mm D 360mm 8 143kg



(wheel base: 4035mm)

JUMPER



VAN CARE

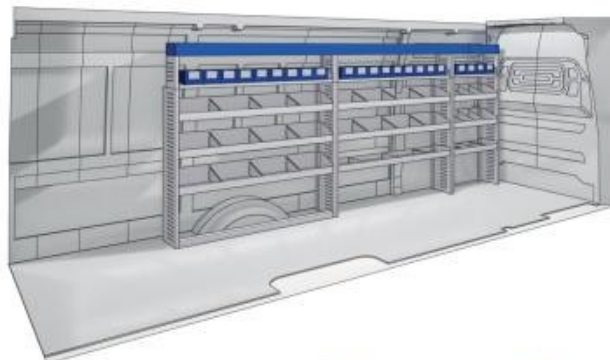
LEFT SIDE

Bronze Line

57-1-142-00



(wheel base: 4035mm XL)



3802mm



1750mm




360mm



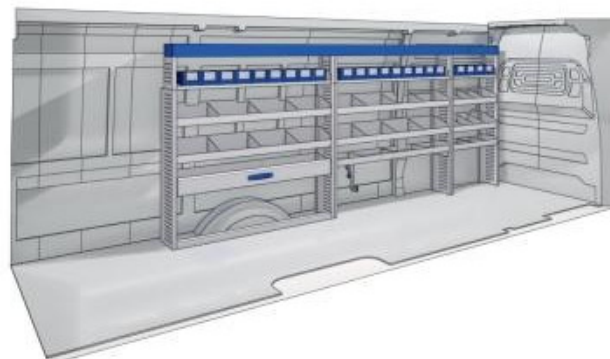
110kg

Silver Line

57-1-145-00



(wheel base: 4035mm XL)



3802mm



1750mm



360mm




120kg

Gold Line

57-1-146-00



(wheel base: 4035mm XL)



3802mm



1750mm




360mm



160kg



VAN CARE



JUMPER

57-1-147-00

Bronze Line




(wheel base: 4035mm XL)

 2535mm  1750mm  360mm  120kg

57-1-152-00

Silver Line




(wheel base: 4035mm XL)

 2281mm  1750mm  360mm  128kg

57-1-153-00

Gold Line



(wheel base: 4035mm XL)

 2025mm  1750mm  360mm  143kg

RIGHT SIDE



UW VERKOOP PUNT: